Illinois Department of Transportation

Local Public Agency
Formal Contract Proposal

COVER SHEET

Proposal Submitted By:

Contractor's Name

Contractor's Address | City | State | Zip Code

STATE OF ILLINOIS

Local Public Agency	County	Section Number
City of La Salle	LaSalle	22-00085-00-RS

Route(s) (Street/Road Name)	Type of Funds
Various	Rebuild Illinois & Non-MFT

☐ Proposal Only ☒ Proposal and Plans ☐ Proposal only, plans are separate

Submitted/Approved
For Local Public Agency:

For a County and Road District Project

Submitted/Approved

Highway Commissioner Signature | Date

Submitted/Approved

County Engineer/Superintendent of Highways | Date

For a Municipal Project

Submitted/Approved/Passed

Signature: Jeff Grove | Date: 7/15/22

Official Title: Jeff Grove, Mayor

Department of Transportation

Released for bid based on limited review

Regional Engineer Signature: Masud Ahmed SC | Date: 7/15/2022

Note: All proposal documents, including Proposal Guaranty Checks or Proposal Bid Bonds, should be stapled together to prevent loss when bids are processed.

Local Public Agency	County	Section Number	Route(s) (Street/Road Name)
City of La Salle	LaSalle	22-00085-00-RS	Various

NOTICE TO BIDDERS

Sealed proposals for the project described below will be received at the office of The La Salle City Clerk (Name of Office)

745 2nd Street La Salle, IL 61301 (Address) until 10:00 AM (Time) on 08/02/22 (Date).

Sealed proposals will be opened and read publicly at the office of The La Salle City Clerk (Name of Office)

745 2nd Street La Salle, IL 61301 (Address) at 10:00 AM (Time) on 08/02/22 (Date).

DESCRIPTION OF WORK

Location	Project Length
Various streets in City of La Salle	6,690 FT (1.27 Mi)

Proposed Improvement

includes 2616 Ton of HMA Level Bind. & Surface Course, 2,100 SF of Sidewalk Removal & Replacement, 18,612 SY Surface Removal, 14 Structure Adjustments, 1030 FT Curb & Gutter Removal & Replacement and 41 Ton of Aggregate Shoulders.

1. Plans and proposal forms will be available in the office of

The La Salle City Engineer & Clerk, 745 2nd Street, La Salle IL 61301

2. ☒ Prequalification

   If checked, the 2 apparent as read low bidders must file within 24 hours after the letting an "Affidavit of Availability" (Form BC 57) in triplicate, showing all uncompleted contracts awarded to them and all low bids pending award for Federal, State, County, Municipal and private work. One original shall be filed with the Awarding Authority and two originals with the IDOT District Office.

3. The Awarding Authority reserves the right to waive technicalities and to reject any or all proposals as provided in BLRS Special Provision for Bidding Requirements and Conditions for Contract Proposals.

4. The following BLR Forms shall be returned by the bidder to the Awarding Authority:
   a. Local Public Agency Formal Contract Proposal (BLR 12200)
   b. Schedule of Prices (BLR 12201)
   c. Proposal Bid Bond (BLR 12230) (if applicable)
   d. Apprenticeship or Training Program Certification (BLR 12325) (do not use for project with Federal funds.)
   e. Affidavit of Illinois Business Office (BLR 12326) (do not use for project with Federal funds)

5. The quantities appearing in the bid schedule are approximate and are prepared for the comparison of bids. Payment to the Contractor will be made only for the actual quantities of work performed and accepted or materials furnished according to the contract. The scheduled quantities of work to be done and materials to be furnished may be increased, decreased or omitted as hereinafter provided.

6. Submission of a bid shall be conclusive assurance and warranty the bidder has examined the plans and understands all requirements for the performance of work. The bidder will be responsible for all errors in the proposal resulting from failure or neglect to conduct an in depth examination. The Awarding Authority will, in no case, be responsible for any costs, expenses, losses or changes in anticipated profits resulting from such failure or neglect of the bidder.

7. The bidder shall take no advantage of any error or omission in the proposal and advertised contract.

8. If a special envelope is supplied by the Awarding Authority, each proposal should be submitted in that envelope furnished by the Awarding Agency and the blank spaces on the envelope shall be filled in correctly to clearly indicate its contents. When an envelope other than the special one furnished by the Awarding Authority is used, it shall be marked to clearly indicate its contents. When sent by mail, the sealed proposal shall be addressed to the Awarding Authority at the address and in care of the official in whose office the bids are to be received. All proposals shall be filed prior to the time and at the place specified in the Notice to Bidders. Proposals received after the time specified will be returned to the bidder unopened.

9. Permission will be given to a bidder to withdraw a proposal if the bidder makes the request in writing or in person before the time for opening proposals.

Local Public Agency	County	Section Number	Route(s) (Street/Road Name)
City of La Salle	LaSalle	22-00085-00-RS	Various

PROPOSAL

1. Proposal of _____
Contractor's Name

_____.
Contractor's Address

2. The plans for the proposed work are those prepared by Brian D. Brown, PE - La Salle City Engineer and approved by the Department of Transportation on July 15, 2022.

3. The specifications referred to herein are those prepared by the Department of Transportation and designated as "Standard Specifications for Road and Bridge Construction" and the " Supplemental Specifications and Recurring Special Provisions" thereto, adopted and in effect on the date of invitation for bids.

4. The undersigned agrees to accept, as part of the contract, the applicable Special Provisions indicated on the "Check Sheet for Recurring Special Provisions" contained in this proposal.

5. The undersigned agrees to complete the work within 30 working days or by _____ unless additional time is granted in accordance with the specifications.

6. The successful bidder at the time of execution of the contract will be required to deposit a contract bond for the full amount of the award. When a contract bond is not required, the proposal guaranty check will be held in lieu thereof. If this proposal is accepted and the undersigned fails to execute a contract and contract bond as required, it is hereby agreed that the Bid Bond of check shall be forfeited to the Awarding Authority.

7. Each pay item should have a unit price and a total price. If no total price is shown or if there is a discrepancy between the products of the unit price multiplied by the quantity, the unit price shall govern. If a unit price is omitted, the total price will be divided by the quantity in order to establish a unit price. A bid may be declared unacceptable if neither a unit price nor a total price is shown.

8. The undersigned submits herewith the schedule of prices on BLR 12201 covering the work to be performed under this contract.

9. The undersigned further agrees that if awarded the contract for the sections contained in the combinations on BLR 12201, the work shall be in accordance with the requirements of each individual proposal for the multiple bid specified in the Schedule for Multiple Bids below.

10. A proposal guaranty in the proper amount, as specified in BLRS Special Provision for Bidding Requirements and Conditions for Contract Proposals, will be required. Bid Bonds will be allowed as a proposal guaranty. Accompanying this proposal is either a bid bond, if allowed, on Department form BLR 12230 or a proposal guaranty check, complying with the specifications, made payable to: City Treasurer of The City of La Salle .
The amount of the check is _____ (_____).

Attach Cashier's Check or Certified Check Here

In the event that one proposal guaranty check is intended to cover two or more bid proposals, the amount must be equal to the sum of the proposal guaranties which would be required for each individual bid proposal. If the proposal guaranty check is placed in another bid proposal, state below where it may be found.

The proposal guaranty check will be found in the bid proposal for: Section Number 22-00085-00-RS .

Local Public Agency	County	Section Number	Route(s) (Street/Road Name)
City of La Salle	LaSalle	22-00085-00-RS	Various

CONTRACTOR CERTIFICATIONS

The certifications hereinafter made by the bidder are each a material representation of fact upon which reliance is placed should the Department enter into the contract with the bidder.

1. **Debt Delinquency.** The bidder or contractor or subcontractor, respectively, certifies that it is not delinquent in the payment of any tax administered by the Department of Revenue unless the individual or other entity is contesting, in accordance with the procedure established by the appropriate Revenue Act, its liability for the tax or the amount of the tax. Making a false statement voids the contract and allows the Department to recover all amounts paid to the individual or entity under the contract in a civil action.

2. **Bid-Rigging or Bid Rotating**. The bidder or contractor or subcontractor, respectively, certifies that it is not barred from contracting with the Department by reason of a violation of either 720 ILCS 5/33E-3 or 720 ILCS 5/33E-4.

   A violation of section 33E-3 would be represented by a conviction of the crime of bid-rigging which, in addition to Class 3 felony sentencing, provides that any person convicted of this offense, or any similar offense of any state or the United States which contains the same elements as this offense shall be barred for 5 years from the date of conviction from contracting with any unit of State or local government. No corporation shall be barred from contracting with any unit of State or local government as a result of a conviction under this Section of any employee or agent of such corporation if the employee so convicted is no longer employed by the corporation: (1) it has been finally adjudicated not guilty or (2) if it demonstrates to the governmental entity with which it seeks to contract that entity finds that the commission of the offense was neither authorized, requested, commanded, nor performed by a director, officer or a high managerial agent on behalf of the corporation.

   A violation of Section 33E-4 would be represented by a conviction of the crime of bid-rotating which, in addition to Class 2 felony sentencing, provides that any person convicted of this offense or any similar offense of any state or the United States which contains the same elements as this offense shall be permanently barred from contracting with any unit of State of Local government. No corporation shall be barred from contracting with any unit of State or Local government as a result of a conviction under this Section of any employee or agent of such corporation if the employee so convicted is no longer employed by the corporation and: (1) it has been finally adjudicated not guilty or (2) if it demonstrates to the governmental entity with which it seeks to contract and that entity finds that the commission of the offense was neither authorized, requested, commanded, nor performed by a director, officer or a high managerial agent on behalf of the corporation.

3. **Bribery.** The bidder or contractor or subcontractor, respectively, certifies that, it has not been convicted of bribery or attempting to bribe an officer or employee of the State of Illinois or any unit of local government, nor has the firm made an admission of guilt of such conduct which is a matter or record, nor has an official, agent, or employee of the firm committed bribery or attempted bribery on behalf of the firm and pursuant to the direction or authorization of a responsible official of the firm.

4. **Interim Suspension or Suspension.** The bidder or contractor or subcontractor, respectively, certifies that it is not currently under a suspension as defined in Subpart I of Title 44 Subtitle A Chapter III Part 6 of the Illinois Administrative code. Furthermore, if suspended prior to completion of this work, the contract or contracts executed for the completion of this work may be canceled.

Local Public Agency	County	Section Number	Route(s) (Street/Road Name)
City of La Salle	LaSalle	22-00085-00-RS	Various

SIGNATURES

(If an individual)

Signature of Bidder | Date

Business Address

City | State | Zip Code

(If a partnership)

Firm Name

Signature | Date

Title

Business Address

City | State | Zip Code

Insert the Names and Addresses of all Partners

(If a corporation)

Corporate Name

Signature | Date

Title

Business Address

City | State | Zip Code

Insert Names of Officers

President

Attest:

Secretary

Secretary

Treasurer

Illinois Department of Transportation

Schedule of Prices

Contractor's Name

Contractor's Address | City | State | Zip Code

Local Public Agency: City of La Salle | County: LaSalle | Section Number: 22-00085-00-RS

Route(s) (Street/Road Name): Various (see included map)

Schedule for Multiple Bids

Combination Letter	Section Included in Combinations	Total

Schedule for Single Bid

(For complete information covering these items, see plans and specifications.)

Item Number	Items	Unit	Quantity	Unit Price	Total
1	BIT MATLS TACK CT	POUND	12560		
2	HMA BC IL-9.5FG N50	TON	1308		
3	HMA SC IL-9.5FG N50	TON	1308		
4	PC CONC SIDEWALK 4	SQ FT	2100		
5	DETECTABLE WARNINGS	SQ FT	150		
6	HMA SURF REM 2-1/4	SQ YD	18612		
7	CURB REMOVAL	FOOT	1030		
8	SIDEWALK REMOVAL	SQ FT	2100		
9	AGGREGATE SHLDS B	TON	41		
11	MAN ADJUST	EACH	11		
12	VALVE BOX ADJUST	EACH	3		
13	COMB CC&G TB6.18	FOOT	1030		
				Bidder's Total Proposal	

1. Each pay item should have a unit price and a total price.
2. If no total price is shown or if there is a discrepancy between the product of the unit price multiplied by the quantity, the unit price shall govern.
3. If a unit price is omitted, the total price will be divided by the quantity in order to establish a unit price.
4. A bid may be declared unacceptable if neither a unit price or total price is shown.

Illinois Department of Transportation

Local Public Agency Proposal Bid Bond

Local Public Agency	County	Section Number
City of La Salle	LaSalle	22-00085-00-RS

WE, _____ as PRINCIPAL, and _____ as SURETY, are held jointly, severally and firmly bound unto the above Local Public Agency (hereafter referred to as "LPA") in the penal sum of 5% of the total bid price, or for the amount specified in the proposal documents in effect on the date of invitation for bids, whichever is the lesser sum. We bind ourselves, our heirs, executors, administrators, successors, and assigns, jointly pay to the LPA this sum under the conditions of this instrument.

WHEREAS THE CONDITION OF THE FOREGOING OBLIGATION IS SUCH that, the said PRINCIPAL is submitting a written proposal to the LPA acting through its awarding authority for the construction of the work designated as the above section.

THEREFORE if the proposal is accepted and a contract awarded to the PRINCIPAL by the LPA for the above designated section and the PRINCIPAL shall within fifteen (15) days after award enter into a formal contract, furnish surety guaranteeing the faithful performance of the work, and furnish evidence of the required insurance coverage, all as provided in the "Standard Specifications for Road and Bridge Construction" and applicable Supplemental Specifications, then this obligation shall become void; otherwise it shall remain in full force and effect.

IN THE EVENT the LPA determines the PRINCIPAL has failed to enter into a formal contract in compliance with any requirements set forth in the preceding paragraph, then the LPA acting through its awarding authority shall immediately be entitled to recover the full penal sum set out above, together with all court costs, all attorney fees, and any other expense of recovery.

IN TESTIMONY WHEREOF, the said PRINCIPAL and the said SURETY have caused this instrument to be signed by their respective officers this _____ of _____
Day Month and Year

Principal

Company Name		Company Name	
Signature	Date	Signature	Date
By:		By:	
Title		Title	

(If Principal is a joint venture of two or more contractors, the company names, and authorized signatures of each contractor must be affixed.)

Surety

Name of Surety	Signature of Attorney-in-Fact	Date
	By:	

STATE OF IL

COUNTY OF

I _____ , a Notary Public in and for said county do hereby certify that

_____
(Insert names of individuals signing on behalf of PRINCIPAL & SURETY)

who are each personally known to me to be the same persons whose names are subscribed to the foregoing instrument on behalf of PRINCIPAL and SURETY, appeared before me this day in person and acknowledged respectively, that they signed and delivered said instruments as their free and voluntary act for the uses and purposes therein set forth.

Given under my hand and notarial seal this _____ day of _____ .
Day Month and Year

Notary Public Signature

(SEAL)

Date commission expires _____

Local Public Agency	County	Section Number
City of La Salle	LaSalle	22-00085-00-RS

ELECTRONIC BID BOND

☐ **Electronic bid bond is allowed (box must be checked by LPA if electronic bid bond is allowed)**

The Principal may submit an electronic bid bond, in lieu of completing the above section of the Proposal Bid Bond Form. By providing an electronic bid bond ID code and signing below, the Principal is ensuring the identified electronic bid bond has been executed and the Principal and Surety are firmly bound unto the LPA under the conditions of the bid bond as shown above. (If PRINCIPAL is a joint venture of two or more contractors, an electronic bid bond ID code, company/Bidder name title and date must be affixed for each contractor in the venture.)

Electronic Bid Bond ID Code

Company/Bidder Name

Signature

Date

Title

Illinois Department of Transportation

Affidavit of Availability

For the Letting of

Bureau of Construction
2300 South Dirksen Parkway/Room 322
Springfield, IL 62764

Instructions: Complete this form by either typing or using black ink. "Authorization to Bid" will not be issued unless both sides of this form are completed in detail. Use additional forms as needed to list all work.

Part I. Work Under Contract

List below all work you have under contract as either a prime contractor or a subcontractor. It is required to include all pending low bids not yet awarded or rejected. In a joint venture, list only that portion of the work which is the responsibility of your company. The uncompleted dollar value is to be based upon the most recent engineer's or owners estimate, and must include work subcontracted to others. If no work is contracted, show NONE.

	1	2	3	4	Awards Pending	Accumulated Totals
Contract Number						
Contract With						
Estimated Completion Date						
Total Contract Price						
Uncompleted Dollar Value if Firm is the Prime Contractor						
Uncompleted Dollar Value if Firm is the Subcontractor						
					Total Value of All Work	

Part II. Awards Pending and Uncompleted Work to be done with your own forces.

List below the uncompleted dollar value of work for each contract and awards pending to be completed with your own forces. All work subcontracted to others will be listed on the reverse of this form. In a joint venture, list only that portion of the work to be done by your company. If no work is contracted, show NONE.

Earthwork						
Portland Cement Concrete Paving						
HMA Plant Mix						
HMA Paving						
Clean & Seal Cracks/Joints						
Aggregate Bases, Surfaces						
Highway, R.R., Waterway Struc.						
Drainage						
Electrical						
Cover and Seal Coats						
Concrete Construction						
Landscaping						
Fencing						
Guardrail						
Painting						
Signing						
Cold Milling, Planning, Rotomilling						
Demolition						
Pavement Markings (Paint)						
Other Construction (List)						
Totals						

Disclosure of this information is REQUIRED to accomplish the statutory purpose as outlined in the “Illinois Procurement Code." Failure to comply will result in non-issuance of an "Authorization To Bid." This form has been approved by the State Forms Management Center.

Part III. Work Subcontracted to Others.

For each contract described in Part I, list all the work you have subcontracted to others.

	1	2	3	4	Awards Pending
Subcontractor					
Type of Work					
Subcontract Price					
Amount Uncompleted					
Subcontractor					
Type of Work					
Subcontract Price					
Amount Uncompleted					
Subcontractor					
Type of Work					
Subcontract Price					
Amount Uncompleted					
Subcontractor					
Type of Work					
Subcontract Price					
Amount Uncompleted					
Subcontractor					
Type of Work					
Subcontract Price					
Amount Uncompleted					

Total Uncompleted					

Notary

I, being duly sworn, do hereby declare this affidavit is a true and correct statement relating to ALL uncompleted contracts of the undersigned for Federal, State, County, City and private work, including ALL subcontract work, ALL pending low bids not yet awarded or rejected and ALL estimated completion dates.

Officer or Director

Title

Signature

Date

Company

Address

City

State

Zip Code

Subscribed and sworn to before me

this _____ day of _____ , _____

_____

(Signature of Notary Public)

My commission expires _____

(Notary Seal)

☐ Add pages for additional contracts

Illinois Department of Transportation

Apprenticeship and Training Program Certification

Local Public Agency	County	Street Name/Road Name	Section Number
City of La Salle	LaSalle	Various	22-00085-00-RS

All contractors are required to complete the following certification

☒ For this contract proposal or for all bidding groups in this deliver and install proposal.

☐ For the following deliver and install bidding groups in this material proposal.

Illinois Department of Transportation policy, adopted in accordance with the provisions of the Illinois Highway Code, requires this contract to be awarded to the lowest responsive and responsible bidder. The award decision is subject to approval by the Department. In addition to all other responsibility factors, this contract or deliver and install proposal requires all bidders and all bidder's subcontractors to disclose participation in apprenticeship or training programs that are (1) approved by and registered with the United States Department of Labor's Bureau of Apprenticeship and Training, and (2) applicable to the work of the above indicated proposals or groups. Therefore, all bidders are required to complete the following certification:

1. Except as provided in paragraph 4 below, the undersigned bidder certifies that it is a participant, either as an individual or as part of a group program, in an approved apprenticeship or training program applicable to each type of work or craft that the bidder will perform with its own employees.

2. The undersigned bidder further certifies, for work to be performed by subcontract, that each of its subcontractors either (A) is, at the time of such bid, participating in an approved, applicable apprenticeship or training program; or (B) will, prior to commencement of performance of work pursuant to this contract, establish participation in an approved apprenticeship or training program applicable to the work of the subcontract.

3. The undersigned bidder, by inclusion in the list in the space below, certifies the official name of each program sponsor holding the Certificate of Registration for all of the types of work or crafts in which the bidder is a participant and that will be performed with the bidder's employees. Types of work or craft that will be subcontracted shall be included and listed as subcontract work. The list shall also indicate any type of work or craft job category for which there is no applicable apprenticeship or training program available.

4. Except for any work identified above, if any bidder or subcontractor shall perform all or part of the work of the contract or deliver and install proposal solely by individual owners, partners or members and not by employees to whom the payment of prevailing rates of wages would be required, check the following box, and identify the owner/operator workforces and positions of ownership. ☐

The requirements of this certification and disclosure are a material part of the contract, and the contractor shall require this certification provision to be included in all approved subcontracts. The bidder is responsible for making a complete report and shall make certain that each type of work or craft job category that will be utilized on the project is accounted for and listed. The Department at any time before or afterward may require the production of a copy of each applicable Certificate of Registration issued by the United States Department of Labor evidencing such participation by the contractor and any or all of its subcontractors. In order to fulfill the participation requirement, it shall not be necessary that any applicable program sponsor be currently taking or that it will take applications for apprenticeship, training or employment during the performance of the work of this contract or deliver and install proposal.

Bidder	Signature	Date

Title

Address	City	State	Zip Code

Illinois Department of Transportation

Affidavit of Illinois Business Office

Local Public Agency	County	Street Name/Road Name	Section Number
City of La Salle	LaSalle	Variuos	22-00085-00-RS

I, _____ of _____ , _____ ,
Name of Affiant — City of Affiant — State of Affiant
being first duly sworn upon oath, state as follows:

1. That I am the _____ of _____ .
Officer or Position — Bidder

2. That I have personal knowledge of the facts herein stated.

3. That, if selected under the proposal described above, _____ , will maintain a business office in the
Bidder
State of Illinois, which will be located in _____ County, Illinois.
County

4. That this business office will serve as the primary place of employment for any persons employed in the construction contemplated by this proposal.

5. That this Affidavit is given as a requirement of state law as provided in Section 30-22(8) of the Illinois Procurement Code.

Signature _____ Date _____

Print Name of Affiant _____

Notary Public

State of IL

County _____

Signed (or subscribed or attested) before me on _____ by
(date)

_____ , authorized agent(s) of
(name/s of person/s)

_____ .
Bidder

Signature of Notary Public _____

(SEAL)

My commission expires _____

INDEX
FOR
SUPPLEMENTAL SPECIFICATIONS
AND RECURRING SPECIAL PROVISIONS

Adopted January 1, 2022

This index contains a listing of SUPPLEMENTAL SPECIFICATIONS, frequently used RECURRING SPECIAL PROVISIONS, and LOCAL ROADS AND STREETS RECURRING SPECIAL PROVISIONS.

No ERRATA this year.

SUPPLEMENTAL SPECIFICATIONS

Std. Spec. Sec.	Page No.

No Supplemental Specifications this year.

Illinois Department of Transportation

Check Sheet for Recurring Special Provisions

Local Public Agency	County	Section Number
City of La Salle	LaSalle	22-00085-00-RS

☐ **Check this box for lettings prior to 01/01/2022.**

The Following Recurring Special Provisions Indicated By An "X" Are Applicable To This Contract And Are Included By Reference:

Recurring Special Provisions

Check Sheet #			Reference Page No.
1	☐	Additional State Requirements for Federal-Aid Construction Contracts	1
2	☐	Subletting of Contracts (Federal-Aid Contracts)	4
3	☐	EEO	5
4	☐	Specific EEO Responsibilities Non Federal-Aid Contracts	15
5	☐	Required Provisions - State Contracts	20
6	☐	Asbestos Bearing Pad Removal	26
7	☐	Asbestos Waterproofing Membrane and Asbestos HMA Surface Removal	27
8	☐	Temporary Stream Crossings and In-Stream Work Pads	28
9	☐	Construction Layout Stakes	29
10	☐	Use of Geotextile Fabric for Railroad Crossing	32
11	☐	Subsealing of Concrete Pavements	34
12	☐	Hot-Mix Asphalt Surface Correction	38
13	☐	Pavement and Shoulder Resurfacing	40
14	☐	Patching with Hot-Mix Asphalt Overlay Removal	41
15	☐	Polymer Concrete	43
16	☐	PVC Pipeliner	45
17	☐	Bicycle Racks	46
18	☐	Temporary Portable Bridge Traffic Signals	48
19	☐	Nighttime Inspection of Roadway Lighting	50
20	☐	English Substitution of Metric Bolts	51
21	☐	Calcium Chloride Accelerator for Portland Cement Concrete	52
22	☐	Quality Control of Concrete Mixtures at the Plant	53
23	☒	Quality Control/Quality Assurance of Concrete Mixtures	61
24	☐	Digital Terrain Modeling for Earthwork Calculations	77
25	☐	Preventive Maintenance - Bituminous Surface Treatment (A-1)	79
26	☐	Temporary Raised Pavement Markers	85
27	☐	Restoring Bridge Approach Pavements Using High-Density Foam	86
28	☐	Portland Cement Concrete Inlay or Overlay	89
29	☐	Portland Cement Concrete Partial Depth Hot-Mix Asphalt Patching	93
30	☐	Longitudinal Joint and Crack Patching	96
31	☐	Concrete Mix Design - Department Provided	98
32	☐	Station Numbers in Pavements or Overlays	99

Local Public Agency	County	Section Number
City of La Salle	LaSalle	22-00085-00-RS

The Following Local Roads And Streets Recurring Special Provisions Indicated By An "X" Are Applicable To This Contract And Are Included By Reference:

Local Roads And Streets Recurring Special Provisions

Check Sheet #			Page No.
LRS 1		**Reserved**	101
LRS 2	☐	Furnished Excavation	102
LRS 3	☒	Work Zone Traffic Control Surveillance	103
LRS 4	☒	Flaggers in Work Zones	104
LRS 5	☒	Contract Claims	105
LRS 6	☒	Bidding Requirements and Conditions for Contract Proposals	106
LRS 7	☐	Bidding Requirements and Conditions for Material Proposals	112
LRS 8		**Reserved**	118
LRS 9	☐	Bituminous Surface Treatments	119
LRS 10		**Reserved**	123
LRS 11	☒	Employment Practices	124
LRS 12	☒	Wages of Employees on Public Works	126
LRS 13	☒	Selection of Labor	128
LRS 14	☐	Paving Brick and Concrete Paver Pavements and Sidewalks	129
LRS 15	☒	Partial Payments	132
LRS 16	☒	Protests on Local Lettings	133
LRS 17	☒	Substance Abuse Prevention Program	134
LRS 18	☐	Multigrade Cold Mix Asphalt	135
LRS 19	☐	Reflective Crack Control Treatment	136

Illinois Department of Transportation

Special Provisions

Local Public Agency	County	Section Number
City of La Salle	LaSalle	22-00085-00-RS

The following Special Provision supplement the "Standard Specifications for Road and Bridge Construction", adopted January 1, 2022, the latest edition of the "Manual on Uniform Traffic Control Devices for Streets and Highways", and the "Manual of Test Procedures of Materials" in effect on the date of invitation of bids, and the Supplemental Specification and Recurring Special Provisions indicated on the Check Sheet included here in which apply to and govern the construction of the above named section, and in case of conflict with any parts, or parts of said Specifications, the said Special Provisions shall take precedence and shall govern.

LOCATIONS OF IMPROVEMENT

Location No. 1 – 4th Street : The improvement will begin at Peru Street and continue east to Creve Coeur Street. Improvements at this location will include milling, ADA sidewalks, curb & gutter removal and replacement, structure adjustments and bituminous surfacing. The approximate length of the improvement is 795 feet.

Location No. 2 – Gooding Street: The improvement will begin at 3rd Street (US Route 6) and continue north to LaHarpe Street. Improvements at this location will include milling, ADA sidewalks, curb & gutter removal and replacement, structure adjustments and bituminous surfacing. The approximate length of the improvement is 480 feet.

Location No. 3 - Wright Street: The improvement will begin at 4th Street and continue north to 5th Street. Improvements at this location will include milling, ADA sidewalks, curb & gutter removal and replacement, structure adjustments and bituminous surfacing. The approximate length of the improvement is 600 feet.

Location No. 4 - 6th Street: The improvement will begin at Bucklin Street and continue east to Wright Street. Improvements at this location will include milling, curb & gutter removal and replacement, structure adjustments and bituminous surfacing. The approximate length of the improvement is 380 feet.

Location No. 5 - 7th Street: The improvement will begin at Bucklin Street and continue east to Wright Street. Improvements at this location will include milling, curb & gutter removal and replacement, structure adjustments and bituminous surfacing. The approximate length of the improvement is 410 feet.

Location No. 6 – 6th Street: Improvements at this location will include milling, ADA sidewalks, curb & gutter removal and replacement, structure adjustments and bituminous surfacing. The approximate length of the improvement is 1190 feet.

Location No. 7 – Alley north of 5th Street (US Route 6): The improvement will begin at Crosat Street and continue east to LaHarpe Street. Improvements at this location will include milling, ADA sidewalks, curb & gutter removal, bituminous surfacing and aggregate shoulders. The approximate length of the improvement is 370 feet.

Location No. 8 - Alley east of Creve Coeur Street: The improvement will begin at Gunn Avenue and continue north Lindberg Road. Improvements at this location will include milling, bituminous surfacing and aggregate shoulders. The approximate length of the improvement is 390 feet.

Location No. 9 - Argyle Road: The improvement will begin at Maple Road and continue north to Sycamore Road. Improvements at this location will include milling, curb & gutter removal and replacement and bituminous surfacing. The approximate length of the improvement is 370 feet.

Location No. 10 – Heather Court: The improvement will begin at Heather Drive and continue north to

Cul-de-sac. Improvements at this location will include milling and and bituminous surfacing. The approximate length of the improvement is 400 feet.

Location No. 11 – 26th Street: The improvement will begin at St Vincent Avenue (IL 351) and continue east to dead end. Improvements at this location will include milling, structure adjustments, bituminous surfacing and aggregate shoulders The approximate length of the improvement is 620 feet.

Location No. 12 – Royal Wood Drive: The improvement will begin at Mary Senica Avenue and continue west to Brook View Drive. Improvements at this location will include milling and bituminous surfacing. The approximate length of the improvement is 600 feet.

DESCRIPTION OF IMPROVEMENT
The project consists of hot-mix asphalt surface removal and replacement, curb and gutter, ADA sidewalk, structure adjustments and all incidental and collateral work necessary to complete the project as shown on the plans and as described herein.

WAGE RATES
This contract calls for the construction of a “public work,” within the meaning of the Illinois Prevailing Wage Act, 820 ILCS 130/.01 et seq. (“the Act”). The Act requires contractors and subcontractors to pay laborers, workers and mechanics performing services on public works projects no less than the “prevailing rate of wages” (hourly cash wages plus fringe benefits) in the county where the work is performed. For information regarding current prevailing wage rates, please refer to the Illinois Department of Labor’s website at: https://data.illinois.gov/dataset/idol-2018-prevailing-wage-rates/resource/0c95f063-aed9-4db7-adc3-c224acee8fc2?view_id=0be4d3c7-3e39-4c06-854d-bc5ac8669bc1. All contractors and subcontractors rendering services under this contract must comply with all requirements of the Act, including but not limited to, all wage, notice and record keeping duties.

PROPOSALS
Proposals will be issued to prequalified bidders for a specified length of time and may be obtained from the office of The City Clerk or City Engineer, 745 Second Street, La Salle, Illinois 61301. However, no proposals will be issued after 12:00 Noon of the last business day preceding the opening of bids.

PREQUALIFICATION OF BIDDERS
Prequalification of Bidders in accordance with Section 102.01 of the Standard Specifications will be required of all bidders on this project.

PREFERENCE TO VETERANS
Attention is called to assure compliance with Illinois Revised State Chapter 126 Section 23. Preference to veterans upon public works: "In the employment and appointment to fill positions in the construction, addition to, or alteration of all public works undertaken or contracted for by the state, or by any political subdivision thereof, preference shall be given to persons who were engaged in the military or naval service of the United States in time of war."

WORKING DAYS
Time is of the essence in this contract. The contractor is advised that all work shall be completed in 30 Working Days. Should the contractor fail to complete the work by the specified amount of days, Liquidated Damages per Article 108.09 of the Standard Specifications shall be applied.

WORK HOURS
The Contractor may perform work between the hours of 7:00 AM and dusk Monday through Friday. However, no work will be permitted between the dusk Friday to 7:00 AM, Monday, or on holidays,

without written permission of the City of La Salle.

TRAFFIC CONTROL - GENERAL

Traffic Control shall be in accordance with the applicable sections of the Standard Specifications for Road and Bridge Construction, the Supplemental Specifications, the applicable guidelines contained in the Illinois Manual on Uniform Traffic Control Devices for Streets and Highways, any special details and Highway Standards contained herein and in the plans, the Traffic Specifications and the Special Provisions contained herein.

Special attention is called to Articles 107.09 and 107.14 of the Standard Specifications for Road and Bridge Construction and the following Highway Standards relating to traffic control:

701006-05 701301-04 701501-06 701801-06 701901-08

The Contractor shall obtain, erect, maintain and remove all signs, barricades, flagmen and other traffic control devices as may be necessary for the purpose of regulating, warning or guiding traffic. Placement and maintenance of all traffic control devices shall be in accordance with the applicable parts of Article 107.14 of the Standard Specifications and the Illinois Manual on Uniform Traffic Control Devices for Streets and Highways and the attached special provisions.

All orange construction sign shall be fluorescent orange material.

For work locations that start adjacent to the state highway, 48” x 48” Road Construction Ahead signs with an appropriate arrow will be required on the state highway prior to the work location.

If the contract does not include a pay item for Traffic Control and Protection, it will be considered incidental to the contract.

WATER USE

The Contractor desiring to use water from municipal hydrants will be required to make an application to the Public Works, and if the request is granted, he shall conform with the ordinances of the municipality, as well as with the rules and regulations of the Water Department, and will be held responsible for all damages to hydrants and water pipe used for the purposes of securing water. Pipe wrenches approved by the Water Department shall be utilized for opening and closing hydrants and other appurtenances. The Contractor shall contact the City at (815) 223-6344 to determine the City’s water use requirements for this project, including metering, billing, etc. prior to submitting his bid.

When additional water from fire hydrants is necessary to avoid delay in normal work procedures, the water shall be conserved and not used unnecessarily. No fire hydrant shall be obstructed in case of a fire in the area served by the hydrant.

SAW CUT JOINTS

The removal and/or replacement of any driveways, pavement, curb, sidewalk, medians etc. shall be accomplished by means of a saw cut joint, at the direction of the Engineer. This work will not be paid for separately, but shall be included in the unit price bid for the various items.

HOT-MIX ASPHALT BINDER COURSE, IL-9.5FG, N50

This item shall be constructed in accordance with the applicable portions of Section 406 of the Standard Specifications. AC type shall be PG 64-22 with 4% air voids at 50 GYR. The average thickness of HMA Binder shall be 1.25". The cost for Anti-Stripping additives will not be paid for separately, but shall be included in the per TON unit price.

This work shall be paid for at the contract unit price per TON for HOT-MIX ASPHALT BINDER, IL-9.5FG, N50.

HOT-MIX ASPHALT SURFACE COURSE, IL-9.5FG, MIX “C”, N50.
This item shall be used in the paving of the existing roadways and shall be constructed in accordance with the applicable portions of Section 406 of the Standard Specifications. AC type shall be PG 64-22 with 4% air voids at 50 GYR. The thickness of HMA Surface Course shall be 1.25”. The cost for Anti-Stripping additives will not be paid for separately, but shall be included in the per TON unit price.

This work shall be paid for at the contract unit price per TON for HOT-MIX ASPHALT SURFACE COURSE, IL-9.5FG, MIX “C”, N50.

P.C. CONCRETE SIDEWALK REMOVAL AND REPLACEMENT
This item shall consist of the removal and replacement of Portland Cement Concrete sidewalks at the locations directed by the engineering representative. It is the intent to provide ADA ramped sidewalks per “PROWAG” guidelines at each intersection where paving improvements are occurring.

Sidewalk removal and replacement shall be completed in accordance with Section 424 and 440 of the State of Illinois Standard Specifications for Road and Bridge Construction.

The sidewalk shall be installed 4” thick and installed on a 3" cushion of aggregate (CA-6) paid for as part of this item. The new walk shall be connected to the existing walk with two (2) – 12” long, #4 reinforcement bars spaced 18” on centers.

The grassed areas adjacent to the replaced sidewalk that are disturbed by means of the construction shall be restored with four-inches (4") of pulverized topsoil and sodding or seeding and nutrients. This work shall be done in accordance with Sections 211 and 250 and 252 of the Standard Specifications.

This work will be paid for at the contract unit price per SQUARE FOOT for P.C. CONCRETE SIDEWALK, 4" and per SQUARE FOOT for SIDEWALK REMOVAL and shall include saw cutting, disposal, materials, labor, equipment, required expansion material that is required due to the installation of the sidewalk and any restoration (topsoil, seeding and nutrients).

DETECTABLE WARNING
The detectable warning used on this project shall according to Section 424 of the Standard Specification and as modified herein.

The Detectable Warning shall have truncated dome shapes that are compliant with ADA Accessibility guidelines and shall not be of the type that is stamped into the concrete sidewalk. The warning shall be AccessTile Cast-in-Place Replaceable detectable warning tile or approved equal. The color of the warning shall be red in color.

All Detectable warning shall be approved by the City prior to construction.

This work shall be measured and paid for at the contract unit price bid per SQUARE FOOT for DETECTABLE WARNING.

HOT-MIX ASPHALT SURFACE REMOVAL, 2-1/4”
All alleys and streets with existing curb and gutter to be resurfaced shall be cold milled along the edge of pavement and at those locations indicated on the plan, to a thickness of 2-1/4” in accordance with the

Detail shown on the contract drawings.

The bituminous surface removal shall be accomplished by using a cold milling machine or similar method approved by the Engineer. This work shall be done in accordance with Section 440 of the Standard Specifications. The City of La Salle reserves the right of ownership of the milled grindings. The contractor is responsible for hauling any and all grindings to designated City stockpiles. All grindings not taken by the City of La Salle shall be disposed of by the contractor. No extra compensation will be given for hauling of milled grindings.

This work will be paid for at the contract unit price per SQUARE YARD of HOT-MIX ASPHALT SURFACE REMOVAL, 2-1/4”.

HOT-MIX ASPHALT SURFACE REMOVAL - BUTT JOINT
All streets to be resurfaced, at their termini, shall receive a 10' butt joint consisting of 2-1/4" of surface removal as detailed in the standard drawings. It shall also include surface removal at the driveways along the uncurbed portions of the proposed improvements for the purpose of providing a smooth joint where the overlay abuts the driveway. Typical encroachment upon the driveway shall be three (3) feet from the edge of pavement, but individual drives may be taken farther towards the property line, at the direction of the Engineer. If taken farther than the three foot (3') line, the surface removal for the butt joint shall remain at three feet (3') wide, except it will be ground at the driveway limit instead of abutting the edge of pavement.

The asphalt surface shall be saw cut to prevent unnecessary damage to the remaining existing surface. The hot-mix asphalt surface removal shall be accomplished by using a grinding machine or similar method approved by the Engineer. This work shall be done in accordance with Section 440 of the Standard Specifications.

This work will be paid for at the contract unit price per SQUARE YARD for HOT-MIX ASPHALT SURFACE REMOVAL, 2-1/4” which price shall include the cost of saw cutting along and/or around areas of surface to be removed.

MANHOLES AND VALVE BOXES TO BE ADJUSTED
This work shall consist of the adjustment and/or reconstruction of drainage and utility structures at those locations as directed by the engineer in the field. This work shall be completed in accordance with the applicable portions of Section 602 of the Standard Specifications.

This work will be paid for at the contract unit price EACH for MANHOLES TO BE ADJUSTED and VALVE BOXES TO BE ADJUSTED.

COMBINATION CONCRETE CURB AND GUTTER REMOVAL AND REPLACEMENT
This item shall consist of the removal and replacement of concrete curb or combination concrete curb and gutter, in accordance with Sections 440 and 606 of the Standard Specifications, and as detailed in the plans by means of a sawed joint (straight) at locations as designated by the Engineer. The replaced curb or curb and gutter shall be of the same type and size as the removed section.

All curb or curb and gutter shall have sawcut contraction joints two (2") inches deep at 15' intervals. This sawcutting shall be done no later than 24 hours after the curb has been poured. Expansion and construction joints shall be as directed by the Standard Specifications and Standard Drawings. One inch (1") preformed joint filler shall be placed at the ends of all replaced sections.

Two (2) number 4 reinforcing bars shall be installed the entire length of all new curb and gutter.

Local Public Agency	County	Section Number
City of La Salle	LaSalle	22-00085-00-RS

The grassed areas adjacent to the curb or combination curb and gutter removal and replacement that are disturbed by means of the construction shall be restored with four-inches (4") of pulverized topsoil and seeding with nutrients. This work shall be done in accordance with Sections 211 and 250 and 252 of the Standard Specifications.

All existing pavement removed due to the removal and replacement of concrete curb or combination concrete curb and gutter shall be replaced with a patch consisting of HMA Binder, as specified for pavement patching, at a minimum depth of five inches (5”) to a point not more than one and one-half (1-1/2") below the edge of pavement. Saw cutting shall be required as directed by the Engineer to secure a straight joint. Concrete will not be allowed to fill in the gap between the new curb and existing pavement.

This work will be paid for at the contract unit price per FOOT for COMBINATION CONCRETE CURB AND GUTTER, TYPE B-6.18 and per FOOT for CURB REMOVAL, and shall include saw cutting, disposal, materials, labor, equipment, HMA patching, required expansion material that is required due to the installation of the curb or curb and gutter and any restoration (topsoil, seeding and nutrients).

BDE SPECIAL PROVISIONS
For the August 5, 2022 and September 23, 2022 Lettings

The following special provisions indicated by a “check mark” are applicable to this contract and will be included by the Project Coordination and Implementation Section of the BD&E. An * indicates a new or revised special provision for the letting.

	File Name	#		Special Provision Title	Effective	Revised
	80099	1	☐	Accessible Pedestrian Signals (APS)	April 1, 2003	Jan. 1, 2022
	80274	2	☐	Aggregate Subgrade Improvement	April 1, 2012	April 1, 2022
	80192	3	☐	Automated Flagger Assistance Device	Jan. 1, 2008	
	80173	4	☐	Bituminous Materials Cost Adjustments	Nov. 2, 2006	Aug. 1, 2017
	80426	5	☐	Bituminous Surface Treatment with Fog Seal	Jan. 1, 2020	Jan. 1, 2022
	80436	6	☑	Blended Finely Divided Minerals	April 1, 2021	
	80241	7	☐	Bridge Demolition Debris	July 1, 2009	
*	5053I	8	☐	Building Removal	Sept. 1, 1990	Aug. 1, 2022
*	5026I	9	☐	Building Removal with Asbestos Abatement	Sept. 1, 1990	Aug. 1, 2022
	80384	10	☑	Compensable Delay Costs	June 2, 2017	April 1, 2019
	80198	11	☐	Completion Date (via calendar days)	April 1, 2008	
	80199	12	☐	Completion Date (via calendar days) Plus Working Days	April 1, 2008	
	80293	13	☐	Concrete Box Culverts with Skews > 30 Degrees and Design Fills ≤ 5 Feet	April 1, 2012	July 1, 2016
	80311	14	☐	Concrete End Sections for Pipe Culverts	Jan. 1, 2013	April 1, 2016
	80261	15	☐	Construction Air Quality – Diesel Retrofit	June 1, 2010	Nov. 1, 2014
	80434	16	☐	Corrugated Plastic Pipe (Culvert and Storm Sewer)	Jan. 1, 2021	
	80029	17	☐	Disadvantaged Business Enterprise Participation	Sept. 1, 2000	March 2, 2019
	80229	18	☐	Fuel Cost Adjustment	April 1, 2009	Aug. 1, 2017
	80433	19	☐	Green Preformed Thermoplastic Pavement Markings	Jan. 1, 2021	Jan. 1, 2022
	80422	20	☐	High Tension Cable Median Barrier	Jan. 1, 2020	Jan. 1, 2022
	80443	21	☐	High Tension Cable Median Barrier Removal	April 1, 2022	
*	80442	22	☑	Hot-Mix Asphalt	Jan. 1, 2022	Aug. 1, 2022
	80444	23	☐	Hot-Mix Asphalt - Patching	April 1, 2022	
	80438	24	☐	Illinois Works Apprenticeship Initiative – State Funded Contracts	June 2, 2021	Sept. 2, 2021
	80411	25	☐	Luminaires, LED	April 1, 2019	Jan. 1, 2022
	80045	26	☐	Material Transfer Device	June 15, 1999	Jan. 1, 2022
	80418	27	☐	Mechanically Stabilized Earth Retaining Walls	Nov. 1, 2019	Nov. 1, 2020
	80430	28	☑	Portland Cement Concrete – Haul Time	July 1, 2020	
	3426I	29	☐	Railroad Protective Liability Insurance	Dec. 1, 1986	Jan. 1, 2022
	80395	30	☐	Sloped Metal End Section for Pipe Culverts	Jan. 1, 2018	
	80340	31	☐	Speed Display Trailer	April 2, 2014	Jan. 1, 2022
	80127	32	☐	Steel Cost Adjustment	April 2, 2004	Jan. 1, 2022
	80397	33	☐	Subcontractor and DBE Payment Reporting	April 2, 2018	
	80391	34	☑	Subcontractor Mobilization Payments	Nov. 2, 2017	April 1, 2019
	80437	35	☐	Submission of Payroll Records	April 1, 2021	
	80435	36	☐	Surface Testing of Pavements – IRI	Jan. 1, 2021	Jan. 1, 2022
	80410	37	☐	Traffic Spotters	Jan. 1, 2019	
	20338	38	☐	Training Special Provisions	Oct. 15, 1975	Sept. 2, 2021
	80318	39	☐	Traversable Pipe Grate for Concrete End Sections	Jan. 1, 2013	Jan. 1, 2018
	80429	40	☐	Ultra-Thin Bonded Wearing Course	April 1, 2020	Jan. 1, 2022
	80440	41	☐	Waterproofing Membrane System	Nov. 1, 2021	
	80302	42	☐	Weekly DBE Trucking Reports	June 2, 2012	Nov. 1, 2021
	80427	43	☐	Work Zone Traffic Control Devices	Mar. 2, 2020	
	80071	44	☑	Working Days	Jan. 1, 2002	

The following special provisions have been deleted from use.

File Name	Special Provision Title	Effective	Revised
5048I	Building Removal-Case II (Non-Friable Asbestos)	Sept. 1, 1990	April 1, 2010
5049I	Building Removal-Case III (Friable Asbestos)	Sept. 1, 1990	April 1, 2010
80439	Vehicle and Equipment Warning Lights	Nov. 1, 2021	

The following special provisions are in the 2022 Standard Specifications and Recurring Special Provisions.

File Name	Special Provision Title	New Location(s)	Effective	Revised
80425	Cape Seal	Sections 405, 1003	Jan. 1, 2020	Jan. 1, 2021
80387	Contrast Preformed Plastic Pavement Marking	Articles 780.08, 1095.03	Nov. 1, 2017	
80402	Disposal Fees	Article 109.04(b)	Nov. 1, 2018	
80378	Dowel Bar Inserter	Articles 420.03, 420.05, 1103.20	Jan. 1, 2017	Jan. 1, 2018
80421	Electric Service Installation	Articles 804.04, 804.05	Jan. 1, 2020	
80415	Emulsified Asphalts	Article 1032.06	Aug. 1, 2019	
80423	Engineer's Field Office and Laboratory	Section 670	Jan. 1, 2020	
80417	Geotechnical Fabric for Pipe Underdrains and French Drains	Articles 1080.01(a), 1080.05	Nov. 1, 2019	
80420	Geotextile Retaining Walls	Article 1080.06(d)	Nov. 1, 2019	
80304	Grooving for Recessed Pavement Markings	Articles 780.05, 780.14, 780.15	Nov. 1, 2012	Nov. 1, 2020
80416	Hot-Mix Asphalt – Binder and Surface Course	Sections 406, 1003, 1004, 1030, 1101	July 2, 2019	Nov. 1, 2019
80398	Hot-Mix Asphalt – Longitudinal Joint Sealant	Sections 406, 1032	Aug. 1, 2018	Nov. 1, 2019
80406	Hot-Mix Asphalt – Mixture Design Verification and Production (Modified for I-FIT)	Sections 406, 1030	Jan. 1, 2019	Jan. 2, 2021
80347	Hot-Mix Asphalt – Pay for Performance Using Percent Within Limits – Jobsite Sampling	Sections 406, 1030	Nov. 1, 2014	July 2, 2019
80383	Hot-Mix Asphalt – Quality Control for Performance	Sections 406, 1030	April 1, 2017	July 2, 2019
80393	Manholes, Valve Vaults, and Flat Slab Tops	Articles 602.02, 1042.10	Jan. 1, 2018	Mar. 1, 2019
80424	Micro-Surfacing and Slurry Sealing	Sections 404, 1003	Jan. 1, 2020	Jan. 1, 2021
80428	Mobilization	Article 671.02	April 1, 2020	
80412	Obstruction Warning Luminaires, LED	Sections 801, 822, 1067	Aug. 1, 2019	
80359	Portland Cement Concrete Bridge Deck Curing	Articles 1020.13, 1022.03	April 1, 2015	Nov. 1, 2019
80431	Portland Cement Concrete Pavement Patching	Articles 701.17(e)(3)b, 1001.01(d), 1020.05(b)(5)	July 1, 2020	
80432	Portland Cement Concrete Pavement Placement	Article 420.07	July 1, 2020	
80300	Preformed Plastic Pavement Marking Type D - Inlaid	Articles 780.08, 1095.03	April 1, 2012	April 1, 2016
80157	Railroad Protective Liability Insurance (5 and 10)	Article 107.11	Jan. 1, 2006	
80306	Reclaimed Asphalt Pavement (RAP) and Reclaimed Asphalt Shingles (RAS)	Section 1031	Nov. 1, 2012	Jan. 2, 2021
80407	Removal and Disposal of Regulated Substances	Section 669	Jan. 1 2019	Jan. 1, 2020
80419	Silt Fence, Inlet Filters, Ground Stabilization and Riprap Filter Fabric	Articles 280.02, 280.04, 1080.02, 1080.03, 1081.15	Nov. 1, 2019	July 1, 2021
80408	Steel Plate Beam Guardrail Manufacturing	Article 1006.25	Jan. 1, 2019	
80413	Structural Timber	Article 1007.03	Aug. 1, 2019	
80298	Temporary Pavement Marking	Section 703, Article 1095.06	April 1, 2012	April 1, 2017
80409	Traffic Control Devices – Cones	Article 701.15(a), 1106.02(b)	Jan. 1, 2019	
80288	Warm Mix Asphalt	Sections 406, 1030, 1102	Jan. 1, 2012	April 1, 2016
80414	Wood Fence Sight Screen	Article 641.02	Aug. 1, 2019	April 1, 2020

The following special provisions require additional information from the designer. The additional information needs to be submitted as a separate document. The Project Coordination and Implementation section will then include the information in the applicable special provision.

- Bridge Demolition Debris
- Building Removal
- Building Removal with Asbestos Abatement
- Completion Date
- Completion Date Plus Working Days
- DBE Participation
- Railroad Protective Liability Insurance
- Training Special Provisions
- Working Days

BLENDED FINELY DIVIDED MINERALS (BDE)

Effective: April 1, 2021

Revise the second paragraph of Article 1010.01 of the Standard Specifications to read:

"Different sources or types of finely divided minerals shall not be mixed or used alternately in the same item of construction, except as a blended finely divided mineral product according to Article 1010.06."

Add the following article to Section 1010 of the Standard Specifications:

"**1010.06 Blended Finely Divided Minerals.** Blended finely divided minerals shall be the product resulting from the blending or intergrinding of two or three finely divided minerals. Blended finely divided minerals shall be according to ASTM C 1697, except as follows.

(a) Blending shall be accomplished by mechanically or pneumatically intermixing the constituent finely divided minerals into a uniform mixture that is then discharged into a silo for storage or tanker for transportation.

(b) The blended finely divided mineral product will be classified according to its predominant constituent or the manufacturer's designation and shall meet the chemical requirements of its classification. The other finely divided mineral constituent(s) will not be required to conform to their individual standards."

80436

COMPENSABLE DELAY COSTS (BDE)

Effective: June 2, 2017
Revised: April 1, 2019

Revise Article 107.40(b) of the Standard Specifications to read:

"(b) Compensation. Compensation will not be allowed for delays, inconveniences, or damages sustained by the Contractor from conflicts with facilities not meeting the above definition; or if a conflict with a utility in an unanticipated location does not cause a shutdown of the work or a documentable reduction in the rate of progress exceeding the limits set herein. The provisions of Article 104.03 notwithstanding, compensation for delays caused by a utility in an unanticipated location will be paid according to the provisions of this Article governing minor and major delays or reduced rate of production which are defined as follows.

(1) Minor Delay. A minor delay occurs when the work in conflict with the utility in an unanticipated location is completely stopped for more than two hours, but not to exceed two weeks.

(2) Major Delay. A major delay occurs when the work in conflict with the utility in an unanticipated location is completely stopped for more than two weeks.

(3) Reduced Rate of Production Delay. A reduced rate of production delay occurs when the rate of production on the work in conflict with the utility in an unanticipated location decreases by more than 25 percent and lasts longer than seven calendar days."

Revise Article 107.40(c) of the Standard Specifications to read:

"(c) Payment. Payment for Minor, Major, and Reduced Rate of Production Delays will be made as follows.

(1) Minor Delay. Labor idled which cannot be used on other work will be paid for according to Article 109.04(b)(1) and (2) for the time between start of the delay and the minimum remaining hours in the work shift required by the prevailing practice in the area.

Equipment idled which cannot be used on other work, and which is authorized to standby on the project site by the Engineer, will be paid for according to Article 109.04(b)(4).

(2) Major Delay. Labor will be the same as for a minor delay.

Equipment will be the same as for a minor delay, except Contractor-owned equipment will be limited to two weeks plus the cost of move-out to either the

Contractor's yard or another job and the cost to re-mobilize, whichever is less. Rental equipment may be paid for longer than two weeks provided the Contractor presents adequate support to the Department (including lease agreement) to show retaining equipment on the job is the most economical course to follow and in the public interest.

(3) Reduced Rate of Production Delay. The Contractor will be compensated for the reduced productivity for labor and equipment time in excess of the 25 percent threshold for that portion of the delay in excess of seven calendar days. Determination of compensation will be in accordance with Article 104.02, except labor and material additives will not be permitted.

Payment for escalated material costs, escalated labor costs, extended project overhead, and extended traffic control will be determined according to Article 109.13."

Revise Article 108.04(b) of the Standard Specifications to read:

"(b) No working day will be charged under the following conditions.

(1) When adverse weather prevents work on the controlling item.

(2) When job conditions due to recent weather prevent work on the controlling item.

(3) When conduct or lack of conduct by the Department or its consultants, representatives, officers, agents, or employees; delay by the Department in making the site available; or delay in furnishing any items required to be furnished to the Contractor by the Department prevents work on the controlling item.

(4) When delays caused by utility or railroad adjustments prevent work on the controlling item.

(5) When strikes, lock-outs, extraordinary delays in transportation, or inability to procure critical materials prevent work on the controlling item, as long as these delays are not due to any fault of the Contractor.

(6) When any condition over which the Contractor has no control prevents work on the controlling item."

Revise Article 109.09(f) of the Standard Specifications to read:

"(f) Basis of Payment. After resolution of a claim in favor of the Contractor, any adjustment in time required for the work will be made according to Section 108. Any adjustment in the costs to be paid will be made for direct labor, direct materials, direct equipment, direct jobsite overhead, direct offsite overhead, and other direct costs allowed by the resolution. Adjustments in costs will not be made for interest charges, loss of anticipated profit, undocumented loss of efficiency, home office overhead and unabsorbed overhead

other than as allowed by Article 109.13, lost opportunity, preparation of claim expenses and other consequential indirect costs regardless of method of calculation.

The above Basis of Payment is an essential element of the contract and the claim cost recovery of the Contractor shall be so limited."

Add the following to Section 109 of the Standard Specifications.

"**109.13 Payment for Contract Delay.** Compensation for escalated material costs, escalated labor costs, extended project overhead, and extended traffic control will be allowed when such costs result from a delay meeting the criteria in the following table.

Contract Type	Cause of Delay	Length of Delay
Working Days	Article 108.04(b)(3) or Article 108.04(b)(4)	No working days have been charged for two consecutive weeks.
Completion Date	Article 108.08(b)(1) or Article 108.08(b)(7)	The Contractor has been granted a minimum two week extension of contract time, according to Article 108.08.

Payment for each of the various costs will be according to the following.

(a) Escalated Material and/or Labor Costs. When the delay causes work, which would have otherwise been completed, to be done after material and/or labor costs have increased, such increases will be paid. Payment for escalated material costs will be limited to the increased costs substantiated by documentation furnished by the Contractor. Payment for escalated labor costs will be limited to those items in Article 109.04(b)(1) and (2), except the 35 percent and 10 percent additives will not be permitted.

(b) Extended Project Overhead. For the duration of the delay, payment for extended project overhead will be paid as follows.

(1) Direct Jobsite and Offsite Overhead. Payment for documented direct jobsite overhead and documented direct offsite overhead, including onsite supervisory and administrative personnel, will be allowed according to the following table.

Original Contract Amount	Supervisory and Administrative Personnel
Up to $5,000,000	One Project Superintendent
Over $ 5,000,000 - up to $25,000,000	One Project Manager, One Project Superintendent or Engineer, and One Clerk
Over $25,000,000 - up to $50,000,000	One Project Manager, One Project Superintendent, One Engineer, and

	One Clerk
Over $50,000,000	One Project Manager, Two Project Superintendents, One Engineer, and One Clerk

(2) Home Office and Unabsorbed Overhead. Payment for home office and unabsorbed overhead will be calculated as 8 percent of the total delay cost.

(c) Extended Traffic Control. Traffic control required for an extended period of time due to the delay will be paid for according to Article 109.04.

When an extended traffic control adjustment is paid under this provision, an adjusted unit price as provided for in Article 701.20(a) for increase or decrease in the value of work by more than ten percent will not be paid.

Upon payment for a contract delay under this provision, the Contractor shall assign subrogation rights to the Department for the Department's efforts of recovery from any other party for monies paid by the Department as a result of any claim under this provision. The Contractor shall fully cooperate with the Department in its efforts to recover from another party any money paid to the Contractor for delay damages under this provision."

80384

HOT-MIX ASPHALT (BDE)

Effective: January 1, 2022
Revised: August 1, 2022

Replace Article 1030.09(g)(1) of the Standard Specifications with the following:

"(1) The Contractor shall sample approximately 150 lb (70 kg) of mix as required for the Department's random mixture verification tests according to Article 1030.09(h)(1)."

Replace the second sentence of Article 1030.09(h)(1) of the Standard Specifications with the following:

"The Engineer will randomly identify one sample for each 3,000 tons (2,720 metric tons) of mix, with a minimum of one sample per mix. If the remaining mix quantity is 600 tons (544 metric tons) or less, the quantity will be combined with the previous 3,000 tons (2,720 metric tons) in the Engineer's random sample identification. If the required tonnage of a mixture for a single pay item is less than 250 tons (225 metric tons) in total, the Engineer will waive mixture verification tests."

Add the following to the end of the third paragraph of Article 1030.09(h)(2) of the Standard Specifications:

"The HMA maximum theoretical specific gravity (G_{mm}) will be based on the Department mixture verification test. If there is more than one Department mixture verification G_{mm} test, the G_{mm} will be based on the average of the Department test results."

Add the following paragraph between the third and four paragraphs of Article 1030.10 of the Standard Specifications:

"When a test strip is not required, each HMA mixture with a quantity of 3,000 tons (2,750 metric tons) or more shall still be sampled on the first day of production: I-FIT and Hamburg wheel testing for High ESAL; I-FIT testing for Low ESAL. Within two working days after sampling the mixture, the Contractor shall deliver gyratory cylinders to the District laboratory for Department verification testing. The High ESAL mixture test results shall meet the requirements of Articles 1030.05(d)(3) and 1030.05(d)(4). The Low ESAL mixture test results shall meet the requirements of Article 1030.05(d)(4)."

80442

PORTLAND CEMENT CONCRETE – HAUL TIME (BDE)

Effective: July 1, 2020

Revise Article 1020.11(a)(7) of the Standard Specifications to read:

"(7) Haul Time. Haul time shall begin when the delivery ticket is stamped. The delivery ticket shall be stamped no later than five minutes after the addition of the mixing water to the cement, or after the addition of the cement to the aggregate when the combined aggregates contain free moisture in excess of two percent by weight (mass). If more than one batch is required for charging a truck using a stationary mixer, the time of haul shall start with mixing of the first batch. Haul time shall end when the truck is emptied for incorporation of the concrete into the work. The maximum haul time shall be as follows.

Concrete Temperature at Point of Discharge, °F (°C)	Maximum Haul Time 1/ (minutes)	
	Truck Mixer or Truck Agitator	Nonagitator Truck
50 - 64 (10 - 17.5)	90	45
> 64 (> 17.5) - without retarder	60	30
> 64 (> 17.5) - with retarder	90	45

1/ To encourage start-up testing for mix adjustments at the plant, the first two trucks will be allowed an additional 15 minutes haul time whenever such testing is performed.

For a mixture which is not mixed on the jobsite, a delivery ticket shall be required for each load. The following information shall be recorded on each delivery ticket: (1) ticket number; (2) name of producer and plant location; (3) contract number; (4) name of Contractor; (5) stamped date and time batched; (6) truck number; (7) quantity batched; (8) amount of admixture(s) in the batch; (9) amount of water in the batch; and (10) Department mix design number.

For concrete mixed in jobsite stationary mixers, the above delivery ticket may be waived, but a method of verifying the haul time shall be established to the satisfaction of the Engineer."

80430

SUBCONTRACTOR MOBILIZATION PAYMENTS (BDE)

Effective: November 2, 2017
Revised: April 1, 2019

Replace the second paragraph of Article 109.12 of the Standard Specifications with the following:

"This mobilization payment shall be made at least seven days prior to the subcontractor starting work. The amount paid shall be at the following percentage of the amount of the subcontract reported on form BC 260A submitted for the approval of the subcontractor's work.

Value of Subcontract Reported on Form BC 260A	Mobilization Percentage
Less than $10,000	25%
$10,000 to less than $20,000	20%
$20,000 to less than $40,000	18%
$40,000 to less than $60,000	16%
$60,000 to less than $80,000	14%
$80,000 to less than $100,000	12%
$100,000 to less than $250,000	10%
$250,000 to less than $500,000	9%
$500,000 to $750,000	8%
Over $750,000	7%"

80391

WORKING DAYS (BDE)

Effective: January 1, 2002

The Contractor shall complete the work within 30 working days.

80071

State of Illinois
Department of Transportation
Bureau of Local Roads and Streets

SPECIAL PROVISION
FOR
INSURANCE

Effective: February 1, 2007
Revised: August 1, 2007

All references to Sections or Articles in this specification shall be construed to mean specific Section or Article of the Standard Specifications for Road and Bridge Construction, adopted by the Department of Transportation.

The Contractor shall name the following entities as additional insured under the Contractor's general liability insurance policy in accordance with Article 107.27:

City of La Salle and City of La Salle Employees

The entities listed above and their officers, employees, and agents shall be indemnified and held harmless in accordance with Article 107.26.

State of Illinois
DEPARTMENT OF TRANSPORTATION
Bureau of Local Roads & Streets
SPECIAL PROVISION
FOR
LOCAL QUALITY ASSURANCE/ QUALITY MANAGEMENT QC/QA
Effective: January 1, 2022

Replace the first five paragraphs of Article 1030.06 of the Standard Specifications with the following:

"**1030.06 Quality Management Program.** The Quality Management Program (QMP) will be Quality Control / Quality Assurance (QC/QA) according to the following."

Delete Article 1030.06(d)(1) of the Standard Specifications.

Revise Article 1030.09(g)(3) of the Standard Specifications to read:

"(3) If core testing is the density verification method, the Contractor shall provide personnel and equipment to collect density verification cores for the Engineer. Core locations will be determined by the Engineer following the document "Hot-Mix Asphalt QC/QA Procedure for Determining Random Density Locations" at density verification intervals defined in Article 1030.09(b). After the Engineer identifies a density verification location and prior to opening to traffic, the Contractor shall cut a 4 in. (100 mm) diameter core. With the approval of the Engineer, the cores may be cut at a later time."

Revise Article 1030.09(h)(2) of the Standard Specifications to read:

"(2) After final rolling and prior to paving subsequent lifts, the Engineer will identify the random density verification test locations. Cores or nuclear density gauge testing will be used for density verification. The method used for density verification will be as selected below.

Density Verification Method	
☐	Cores
☒	Nuclear Density Gauge (Correlated when paving ≥ 3,000 tons per mixture)

Density verification test locations will be determined according to the document "Hot-Mix Asphalt QC/QA Procedure for Determining Random Density Locations". The density testing interval for paving wider than or equal to 3 ft (1 m) will be 0.5 miles (800 m) for lift thicknesses of 3 in. (75 mm) or less and 0.2 miles (320 m) for lift thicknesses greater than 3 in. (75 mm). The density testing interval for paving less than 3 ft (1 m) wide will be 1 mile (1,600 m). If a day's paving will be less than the prescribed density testing interval, the length of the day's paving will be the interval for that day. The density testing interval for mixtures used for patching will be 50 patches with a minimum of one test per mixture per project.

If core testing is the density verification method, the Engineer will witness the Contractor coring, and secure and take possession of all density samples at the

density verification locations. The Engineer will test the cores collected by the Contractor for density according to Illinois Modified AASHTO T 166 or AASHTO T 275.

If nuclear density gauge testing is the density verification method, the Engineer will conduct nuclear density gauge tests. The Engineer will follow the density testing procedure detailed in the document "Illinois Modified ASTM D 2950, Standard Test Method for Density of Bituminous Concrete In-Place by Nuclear Method".

A density verification test will be the result of a single core or the average of the nuclear density tests at one location. The results of each density test must be within acceptable limits. The Engineer will promptly notify the Contractor of observed deficiencies."

Revise the seventh paragraph and all subsequent paragraphs in Section D. of the document "Hot-Mix Asphalt QC/QA Initial Daily Plant and Random Samples" to read:

"Mixtures shall be sampled from the truck at the plant by the Contractor following the same procedure used to collect QC mixture samples (Section A). This process will be witnessed by the Engineer who will take custody of the verification sample. Each sample bag with a verification mixture sample will be secured by the Engineer using a locking ID tag. Sample boxes containing the verification mixture sample will be sealed/taped by the Engineer using a security ID label."

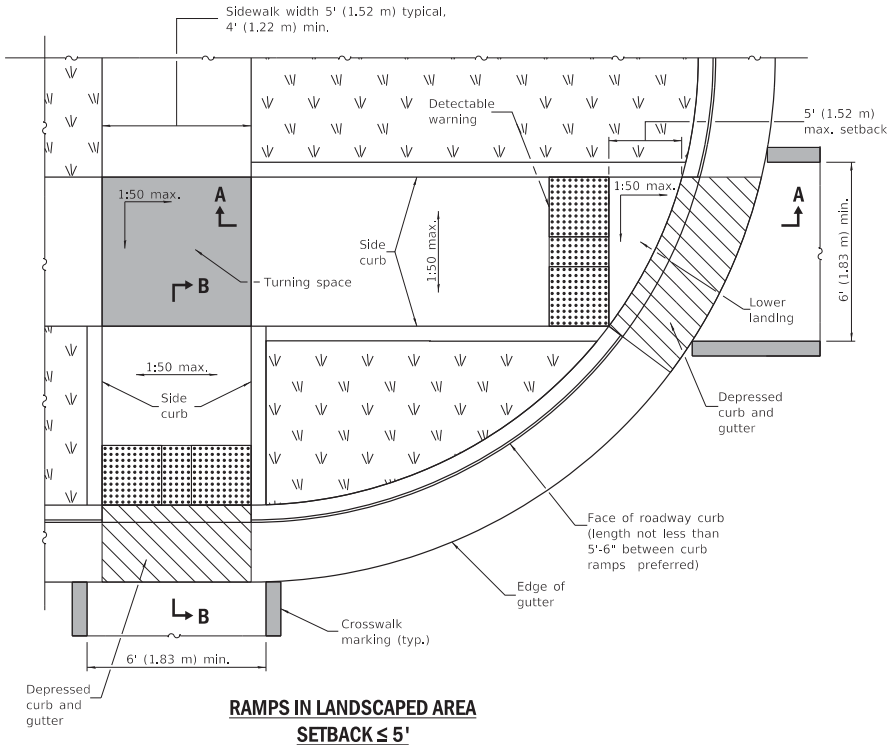

RAMPS IN LANDSCAPED AREA
SETBACK ≤ 5'

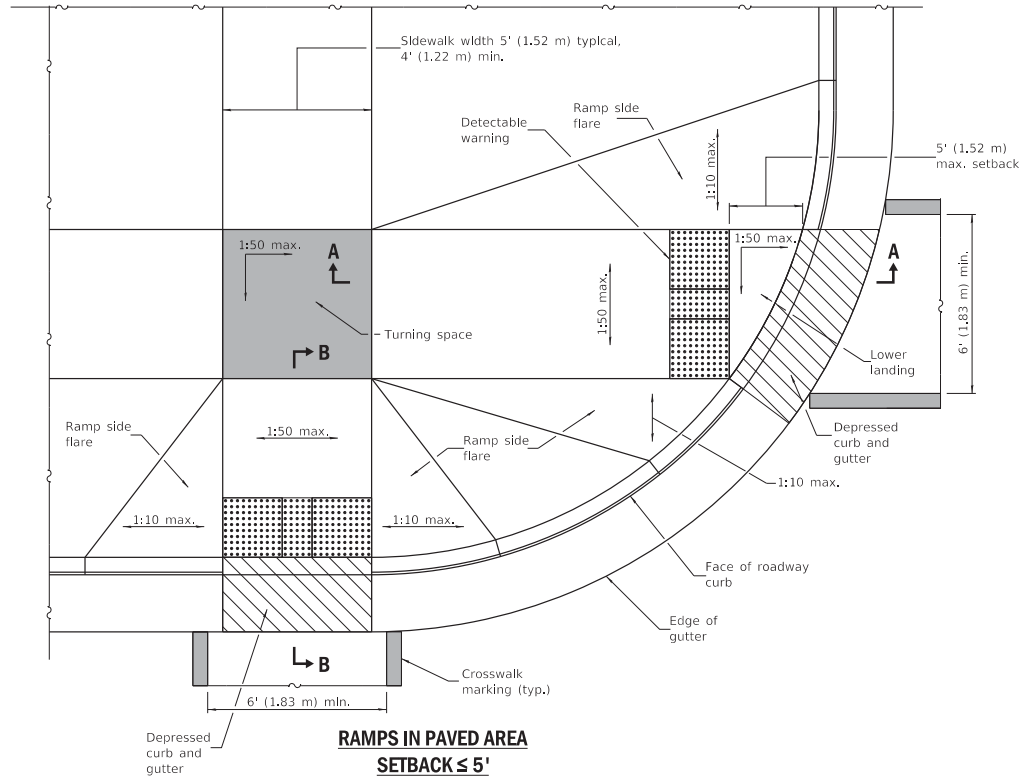

RAMPS IN PAVED AREA
SETBACK ≤ 5'

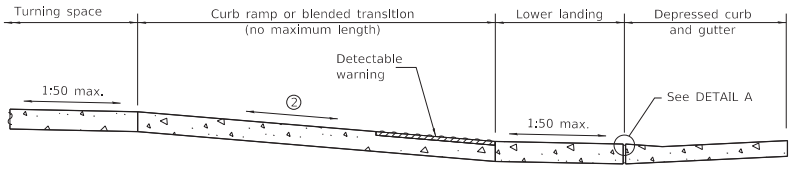

SECTION A-A

② The running slope of a curb ramp shall be 1:20 min. and 1:12 max. The running slope of a blended transition shall be 1:20 max.

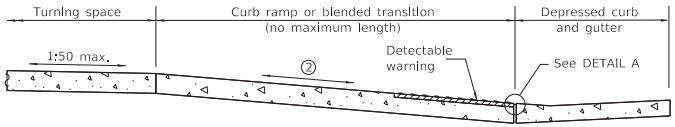

SECTION B-B

② The running slope of a curb ramp shall be 1:20 min. and 1:12 max. The running slope of a blended transition shall be 1:20 max.

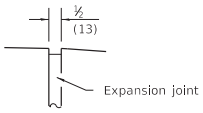

DETAIL A

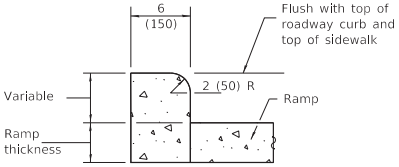

SIDE CURB DETAIL

See Sheet 2 for GENERAL NOTES.

DATE	REVISIONS
1-1-19	Removed "15-foot rule", added
	"Blended transitions" and placement
	tolerances for detectable warnings.
1-1-18	Omitted diagonal slope at
	turning spaces and lower
	landings.

PERPENDICULAR CURB RAMPS FOR SIDEWALKS

(Sheet 1 of 2)

STANDARD 424001-11

Illinois Department of Transportation

PASSED January 1, 2019
ENGINEER OF POLICY AND PROCEDURES

APPROVED January 1, 2019
ENGINEER OF DESIGN AND ENVIRONMENT

ISSUED 1-1-17

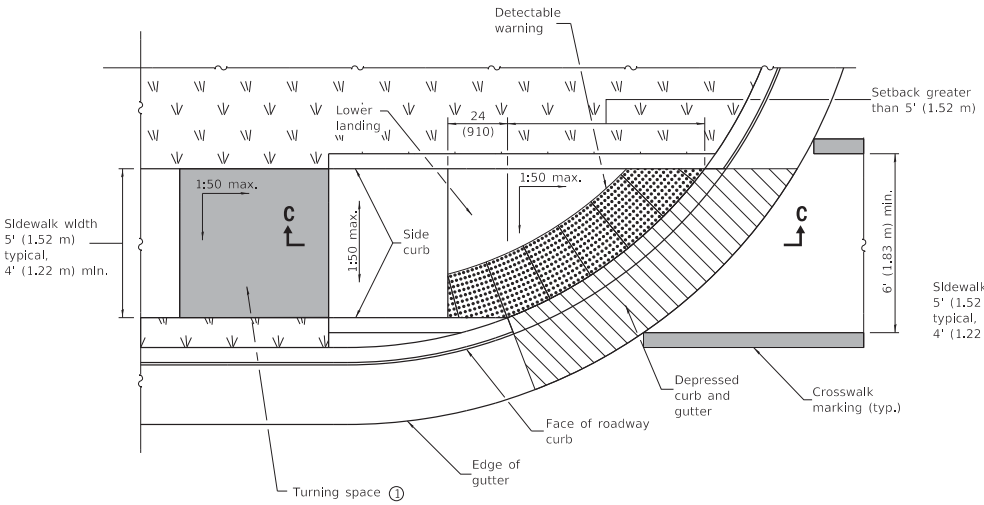

RAMP IN LANDSCAPED AREA
SETBACK > 5'

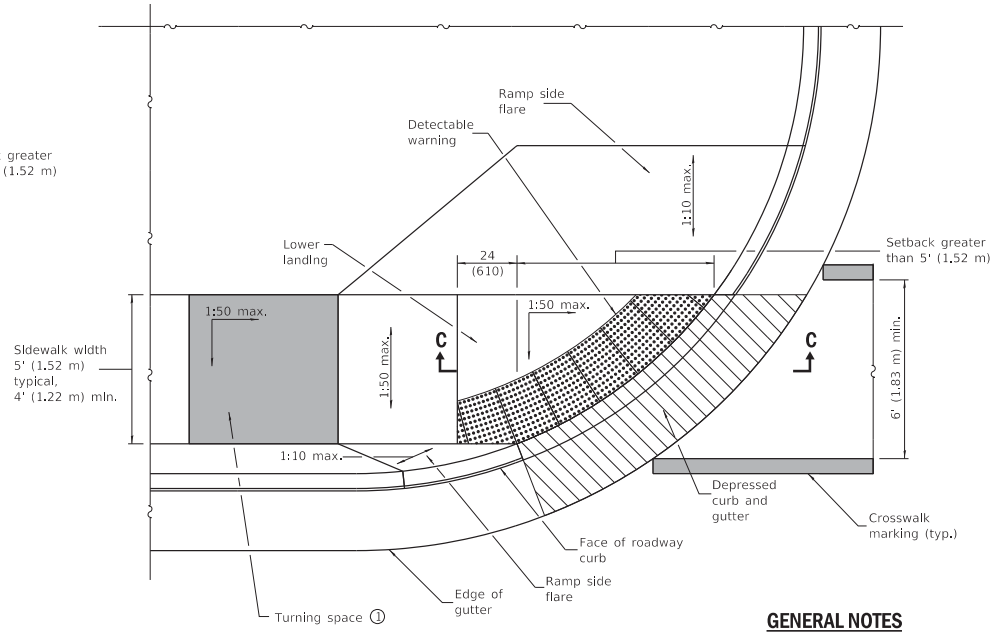

RAMP IN PAVED AREA
SETBACK > 5'

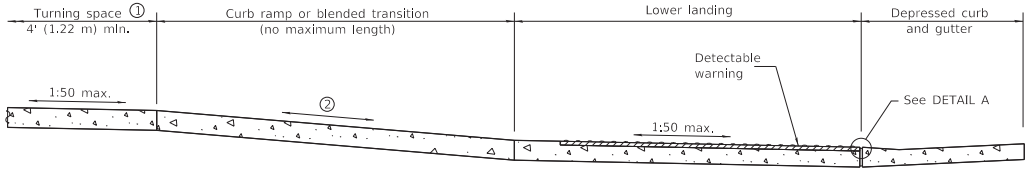

SECTION C-C

① This turning space not required for blended transitions.

② The running slope of a curb ramp shall be 1:20 min. and 1:12 max. The running slope of a blended transition shall be 1:20 max.

GENERAL NOTES

All slope ratios are expressed as units of vertical displacement to units of horizontal displacement (V:H).

Where the turning space is constrained on a side opposite a ramp, the minimum length of the turning space in the direction of the ramp-run shall be 5' (1.52 m).

Where 1:50 maximum slope is shown, 1:64 is preferred.

Detectable warnings are shown in their ideal locations but the following placement tolerances are allowed.

Side Border - Detectable warnings should extend the full width of the walking surface (excluding flared sides) but a border along each side up to 2 in. (50 mm) in width is allowed.

Curb Set-Back - Detectable warnings located at the back of curb should closely align with the curb but a gap up to 6 in. (150 mm) behind the curb is allowed.

See Standard 606001 for details of depressed curb adjacent to curb ramp.

All dimensions are in inches (millimeters) unless otherwise shown.

Illinois Department of Transportation

PASSED January 1, 2019
ENGINEER OF POLICY AND PROCEDURES

APPROVED January 1, 2019
ENGINEER OF DESIGN AND ENVIRONMENT

ISSUED 1-1-07

PERPENDICULAR CURB RAMPS FOR SIDEWALKS

(Sheet 2 of 2)

STANDARD 424001-11

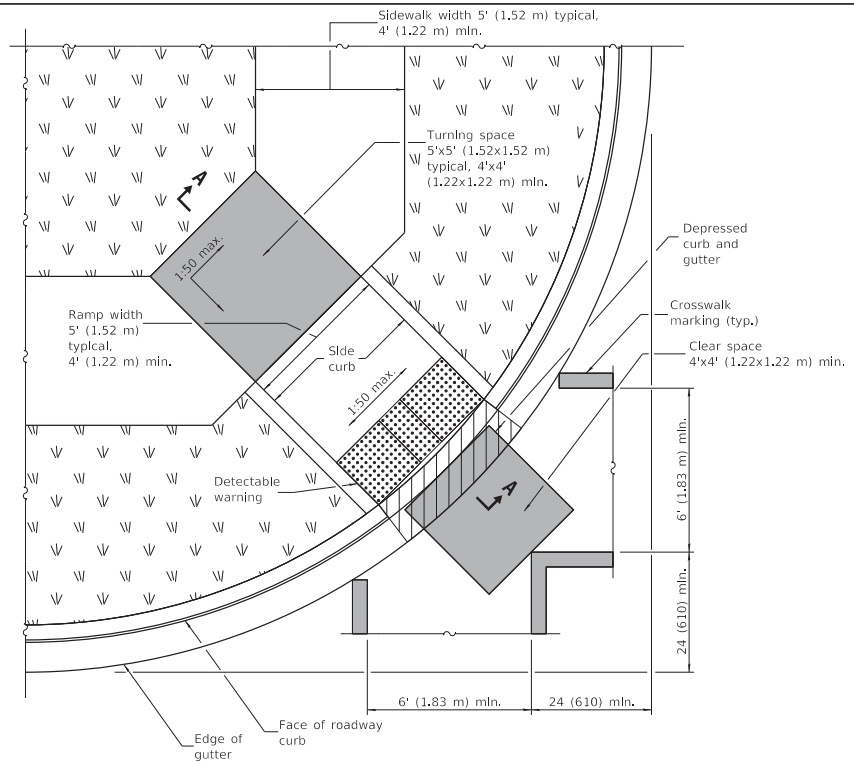

RAMP IN LANDSCAPED AREA

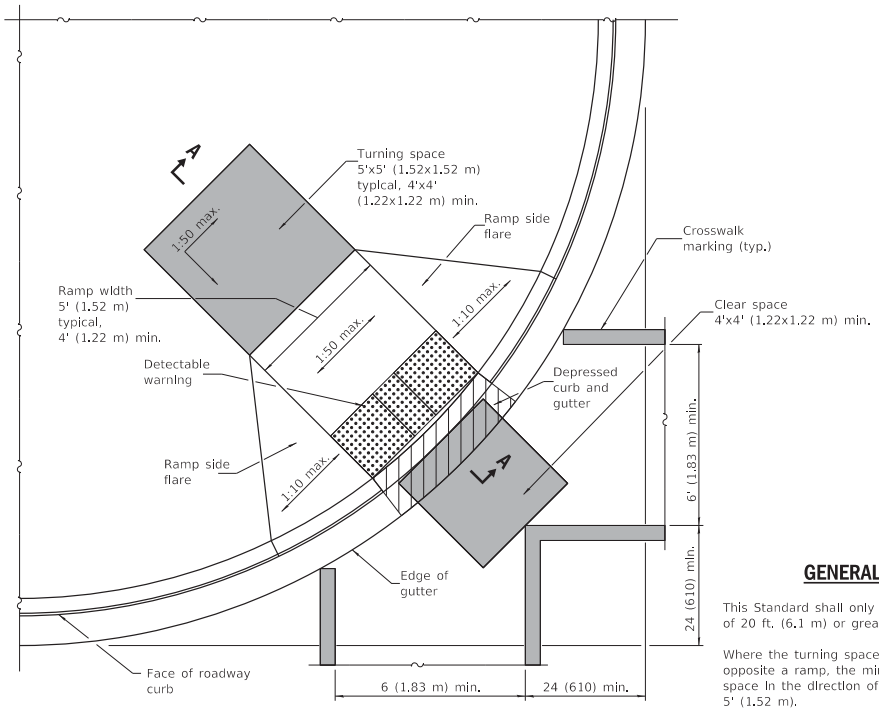

RAMP IN PAVED AREA

GENERAL NOTES

This Standard shall only be used for curb radii of 20 ft. (6.1 m) or greater.

Where the turning space is constrained on a side opposite a ramp, the minimum length of the turning space in the direction of the ramp-run shall be 5' (1.52 m).

Where 1:50 maximum slope is shown, 1:64 is preferred.

Detectable warnings are shown in their ideal locations but the following placement tolerances are allowed.

Side Border - Detectable warnings should extend the full width of the walking surface (excluding flared sides) but a border along each side up to 2 in. (50 mm) in width is allowed.

Curb Set-Back - Detectable warnings located at the back of curb should closely align with the curb but a gap up to 6 in. (150 mm) behind the curb is allowed.

All slope ratios are expressed as units of vertical displacement to units of horizontal displacement (V:H).

See Standard 606001 for details of depressed curb adjacent to curb ramp.

All dimensions are in inches (millimeters) unless otherwise shown.

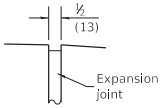

DETAIL A

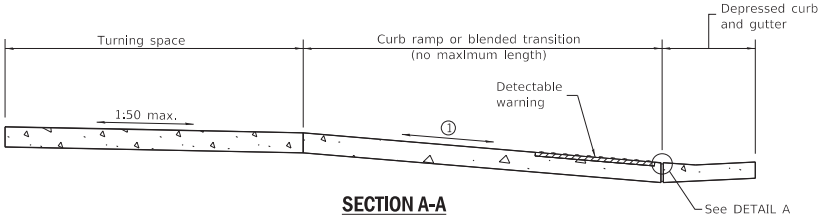

SECTION A-A

① The running slope of a curb ramp shall be 1:20 min. and 1:12 max. The running slope of a blended transition shall be 1:20 max.

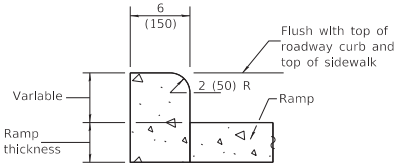

SIDE CURB DETAIL

Illinois Department of Transportation

PASSED January 1, 2021
ENGINEER OF POLICY AND PROCEDURES

APPROVED January 1, 2021
ENGINEER OF DESIGN AND ENVIRONMENT

ISSUED 1-1-12

DATE	REVISIONS
1-1-21	Clarified minimum crosswalk width and locations.
1-1-19	Removed "15-foot rule", added "blended transitions" and placement tolerances for detectable warnings.

DIAGONAL CURB RAMPS FOR SIDEWALKS

STANDARD 424006-05

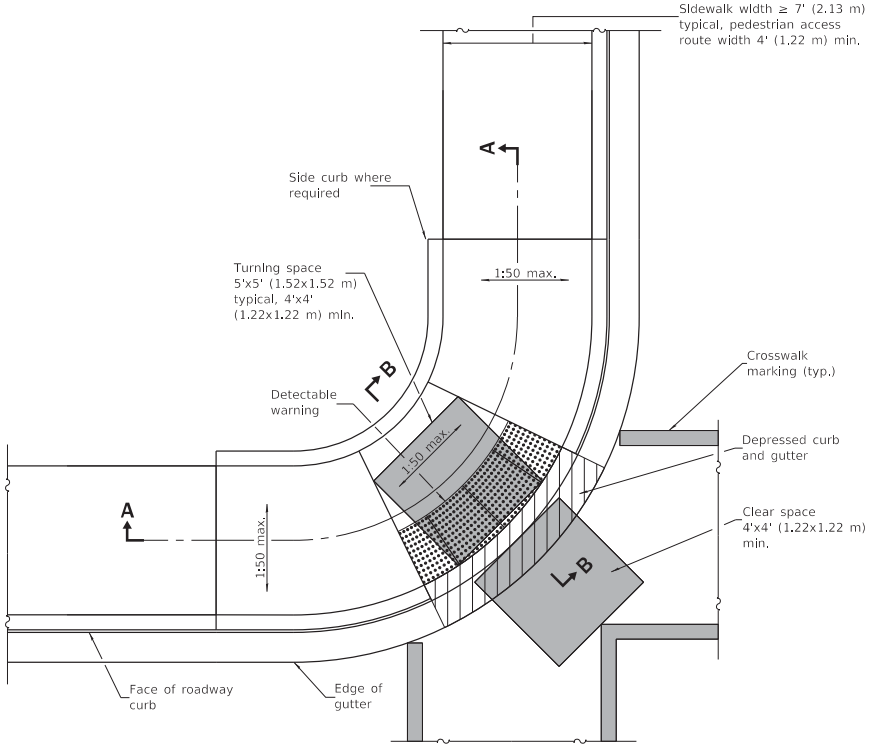

CORNER PARALLEL CURB RAMP

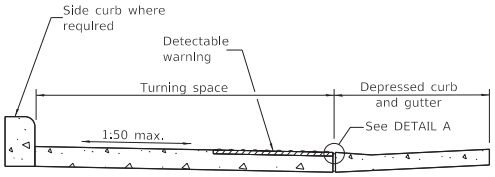

SECTION B-B

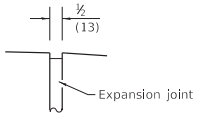

DETAIL A

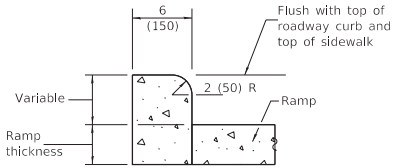

SIDE CURB DETAIL

GENERAL NOTES

All slope ratios are expressed as units of vertical displacement to units of horizontal displacement (V:H).

Where the turning space is constrained on a side opposite a ramp, the minimum length of the turning space in the direction of the ramp-run shall be 5' (1.52 m).

Where 1:50 maximum slope is shown, 1:64 is preferred.

Detectable warnings are shown in their ideal locations but the following placement tolerances are allowed.

Side Border - Detectable warnings should extend the full width of the walking surface (excluding flared sides) but a border along each side up to 2 in. (50 mm) in width is allowed.

Curb Set-Back - Detectable warnings located at the back of curb should closely align with the curb but a gap up to 6 in. (150 mm) behind the curb is allowed.

See Standard 606001 for details of depressed curb adjacent to curb ramp.

All dimensions are in inches (millimeters) unless otherwise shown.

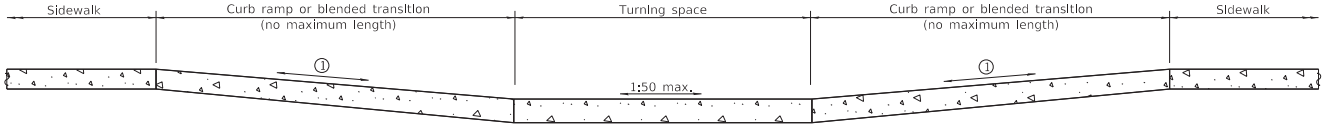

SECTION A-A

1 The running slope of a curb ramp shall be 1:20 min. and 1:12 max. The running slope of a blended transition shall be 1:20 max.

Illinois Department of Transportation

PASSED January 1, 2019
ENGINEER OF POLICY AND PROCEDURES

APPROVED January 1, 2019
ENGINEER OF DESIGN AND ENVIRONMENT

ISSUED 1-1-12

DATE	REVISIONS
1-1-19	Removed upper landing, added
	blended transition and detectable
	warning tolerances.
1-1-17	Revised sidewalk width to
	include 24 (610) buffer
	behind curb.

CORNER PARALLEL CURB RAMPS FOR SIDEWALKS

STANDARD 424011-04

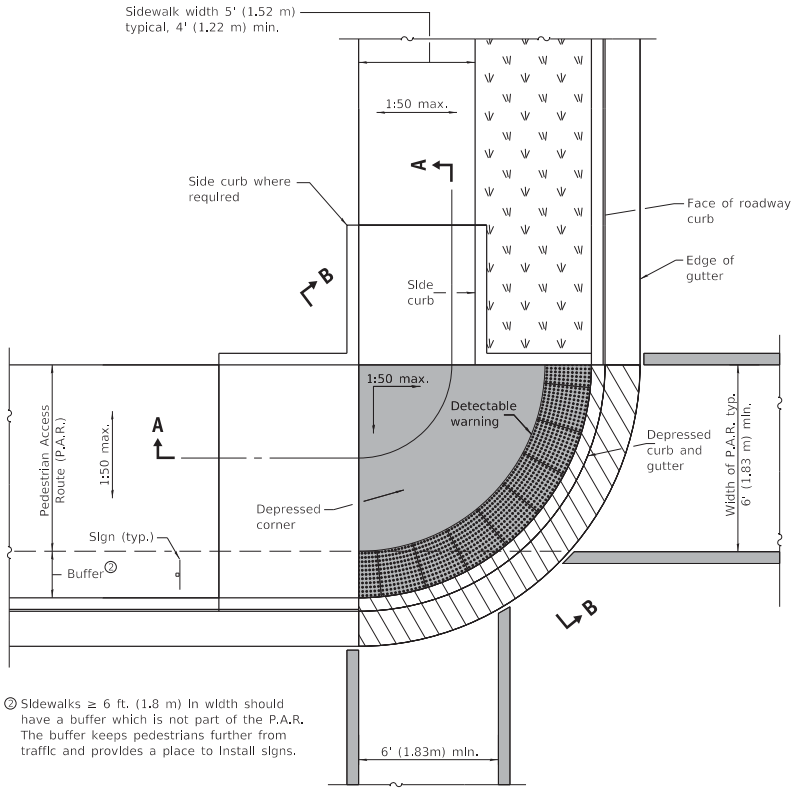

② Sidewalks ≥ 6 ft. (1.8 m) in width should have a buffer which is not part of the P.A.R. The buffer keeps pedestrians further from traffic and provides a place to install signs.

DEPRESSED CORNER

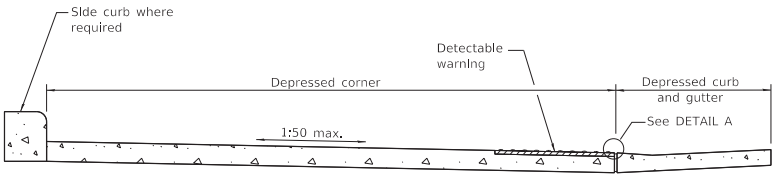

SECTION B-B

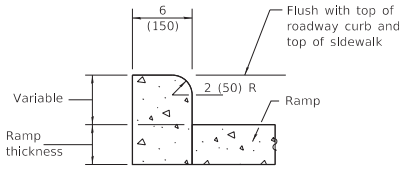

SIDE CURB DETAIL

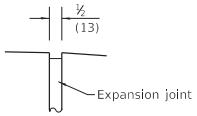

DETAIL A

GENERAL NOTES

This standard shall only be used for curb radii of 6 ft. (1.83 m) or greater.

All slope ratios are expressed as units of vertical displacement to units of horizontal displacement (V:H).

Where 1:50 maximum slope is shown, 1:64 is preferred.

Detectable warnings are shown in their ideal tolerances but the following placement tolerances are allowed.

Side Border - Detectable warnings should extend the full width of the walking surface (excluding flared sides) but a border along each side up to 2 in. (50 mm) in. width is allowed.

Curb Set-Back - Detectable warnings located at the back of curb should closely align with the curb but a gap up to 6 in. (150 mm) behind the curb is allowed.

See Standard 606001 for details of depressed curb adjacent to curb ramp.

All dimensions are in inches (millimeters) unless otherwise shown.

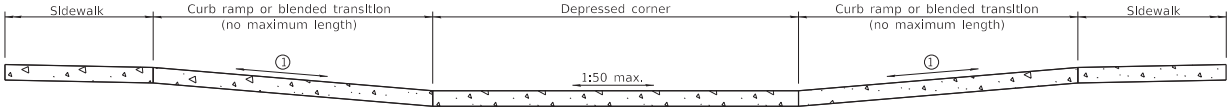

SECTION A-A

① The running slope of a curb ramp shall be 1:20 min. and 1:12 max. The running slope of a blended transition shall be 1:20 max.

Illinois Department of Transportation

PASSED January 1, 2021
ENGINEER OF POLICY AND PROCEDURES

APPROVED January 1, 2021
ENGINEER OF DESIGN AND ENVIRONMENT

ISSUED 1-1-12

DATE	REVISIONS
1-1-21	Added crosswalk striping and
	a "buffer" for wide sidewalks.
1-1-19	Removed upper landings, added
	blended transition and detectable
	warning tolerances.

DEPRESSED CORNER FOR SIDEWALKS

STANDARD 424021-06

② Detectable warning shall only be installed at entrances/alleys with permanent traffic control devices (i.e. stop signs, signals).

③ Where possible, maintain the grade of the sidewalk across the entrance/alley to avoid the need for ramps and turning spaces.

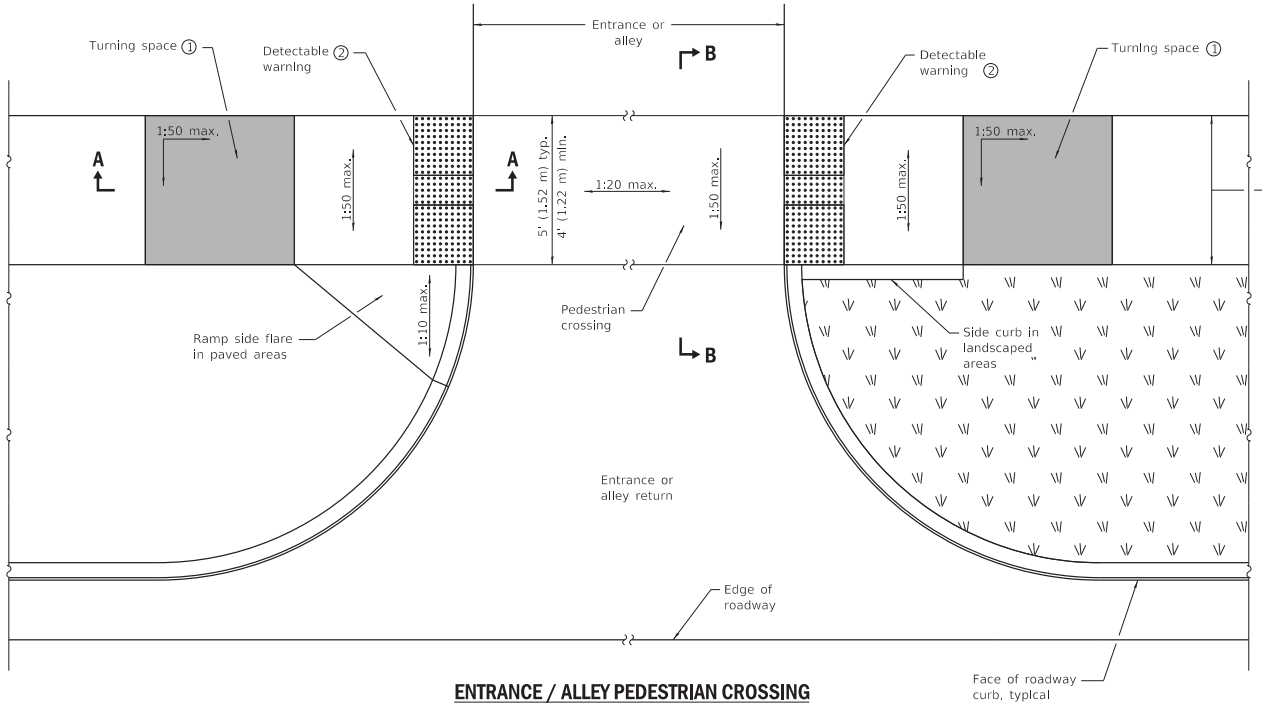

ENTRANCE / ALLEY PEDESTRIAN CROSSING

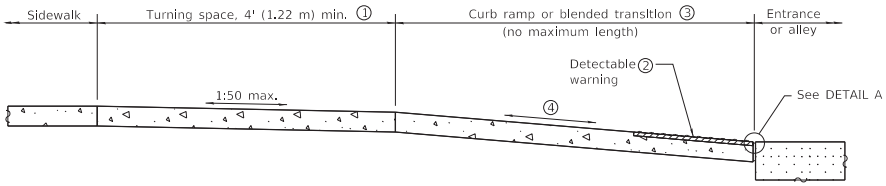

SECTION A-A

① Turning space not required for blended transitions.

④ The running slope of a curb ramp shall be 1:20 min and 1:12 max. The running slope of a blended transition shall be 1:20 max.

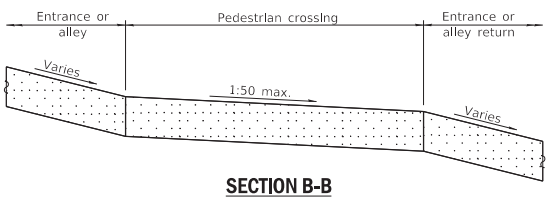

SECTION B-B

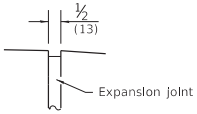

DETAIL A

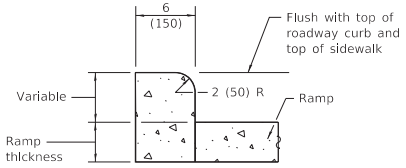

SIDE CURB DETAIL

GENERAL NOTES

All slope ratios are expressed as units of vertical displacement to units of horizontal displacement (V:H).

Where 1:50 maximum slope is shown, 1:64 is preferred.

Detectable warnings are shown in their ideal locations but the following placement tolerances are allowed.

Side Border - Detectable warnings should extend the full width of the walking surface (excluding flared sides) but a border along each side up to 2 in. (50 mm) in width is allowed.

Curb Set-Back - Detectable warnings located at the back of curb should closely align with the curb but a gap up to 6 in. (150 mm) behind the curb is allowed.

All dimensions are in inches (millimeters) unless otherwise shown.

Illinois Department of Transportation

PASSED January 1, 2019
ENGINEER OF POLICY AND PROCEDURES

APPROVED January 1, 2019
ENGINEER OF DESIGN AND ENVIRONMENT

ISSUED 1-1-12

DATE	REVISIONS
1-1-19	Added blended transitions and
	placement tolerances for
	detectable warnings.
1-1-18	Omitted diagonal slope at
	upper landings.

ENTRANCE / ALLEY PEDESTRIAN CROSSINGS

STANDARD 424026-03

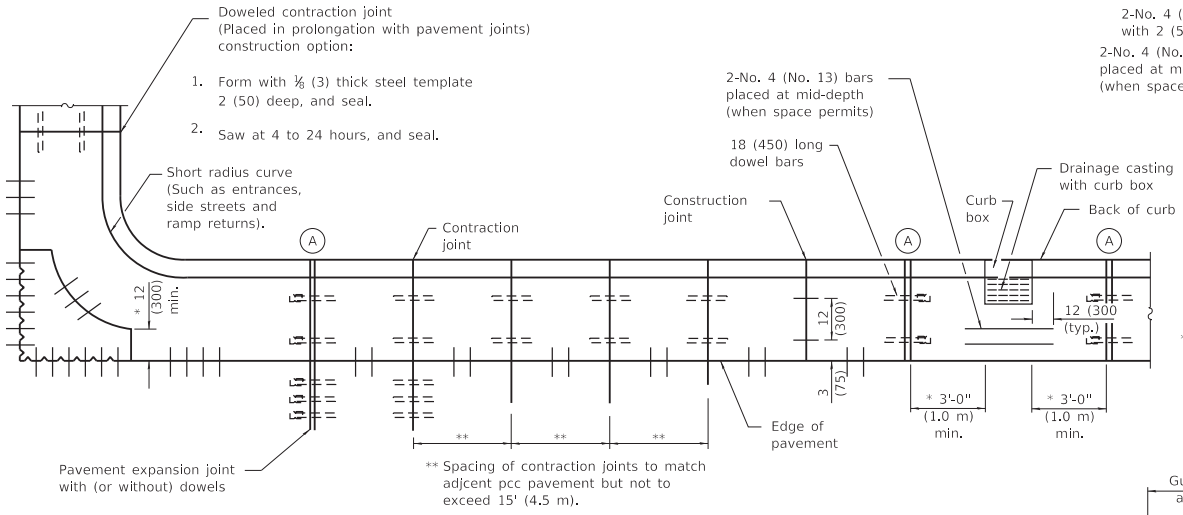

PLAN
ADJACENT TO PCC PAVEMENT OR PCC BASE COURSE

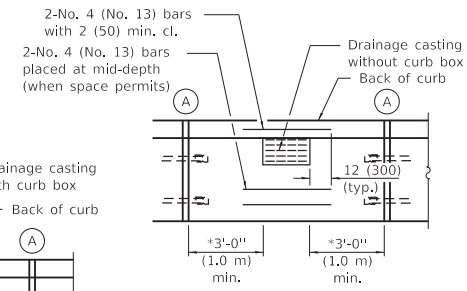

* This dimension shall be adjusted to align with joint on the adjacent pavement

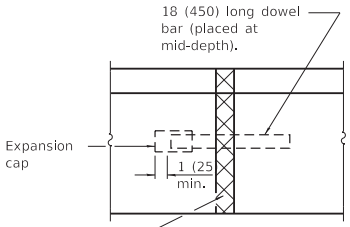

DETAIL (A)
EXPANSION JOINT

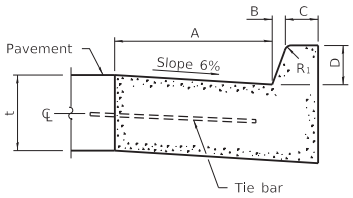

BARRIER CURB

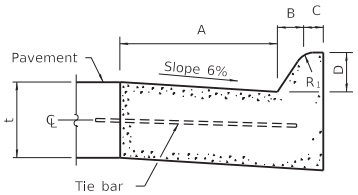

MOUNTABLE CURB

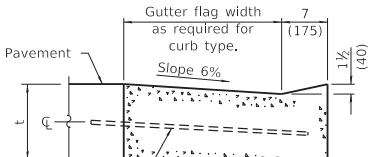

DEPRESSED CURB (TYPICAL)

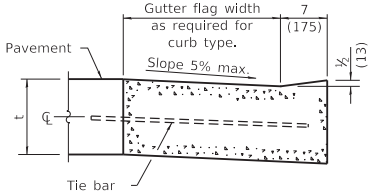

DEPRESSED CURB ADJACENT TO CURB RAMP ACCESSIBLE TO THE DISABLED

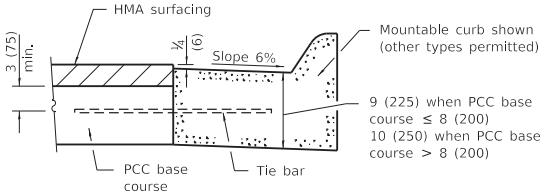

ADJACENT TO PCC BASE COURSE WITH HMA SURFACING

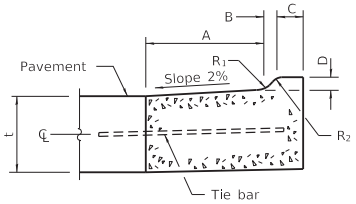

M-2.06 (M-5.15) and M-2.12 (M-5.30)

TABLE OF DIMENSIONS BARRIER CURB					
TYPE	A	B	C	D	R_1
B-6.06 * (B-15.15)	6 (150)	1 (25)	6 (150)	6 (150)	1 (25)
B-6.12 (B-15.3)	12 (300)	1 (25)	6 (150)	6 (150)	1 (25)
B-6.18 (B-15.45)	18 (450)	1 (25)	6 (150)	6 (150)	1 (25)
B-6.24 (B-15.60)	24 (600)	1 (25)	6 (150)	6 (150)	1 (25)
B-9.12 (B-22.30)	12 (300)	2 (50)	5 (125)	9 (225)	1 (25)
B-9.18 (B-22.45)	18 (450)	2 (50)	5 (125)	9 (225)	1 (25)
B-9.24 (B-22.60)	24 (600)	2 (50)	5 (125)	9 (225)	1 (25)

* For corner islands only.

TABLE OF DIMENSIONS MOUNTABLE CURB						
TYPE	A	B	C	D	R_1	R_2
M-2.06 (M-5.15)	6 (150)	2 (50)	4 (100)	2 (50)	3 (75)	2 (50)
M-2.12 (M-5.30)	12 (300)	2 (50)	4 (100)	2 (50)	3 (75)	2 (50)
M-4.06 (M-10.15)	6 (150)	4 (100)	3 (75)	4 (100)	3 (75)	NA
M-4.12 (M-10.30)	12 (300)	4 (100)	3 (75)	4 (100)	3 (75)	NA
M-4.18 (M-10.45)	18 (450)	4 (100)	3 (75)	4 (100)	3 (75)	NA
M-4.24 (M-10.60)	24 (600)	4 (100)	3 (75)	4 (100)	3 (75)	NA
M-6.06 (M-15.15)	6 (150)	6 (150)	2 (50)	6 (150)	2 (50)	NA
M-6.12 (M-15.30)	12 (300)	6 (150)	2 (50)	6 (150)	2 (50)	NA
M-6.18 (M-15.45)	18 (450)	6 (150)	2 (50)	6 (150)	2 (50)	NA
M-6.24 (M-15.60)	24 (600)	6 (150)	2 (50)	6 (150)	2 (50)	NA

GENERAL NOTES

The bottom slope of combination curb and gutter constructed adjacent to pcc pavement shall be the same slope as the subbase or 6% when subbase is omitted.

t = Thickness of pavement.

Longitudinal joint tie bars shall be No. 6 (No. 19) at 36 (900) centers in accordance with details for longitudinal construction joint shown on Standard 420001.

A minimum clearance of 2 (50) between the end of the tie bar and the back of the curb shall be maintained.

The dowel bars shown in contraction joints will only be required for monolithic construction.

See Standard 606301 for details of corner islands.

All dimensions are in inches (millimeters) unless otherwise shown.

Illinois Department of Transportation

PASSED January 1, 2022
ENGINEER OF POLICY AND PROCEDURES
APPROVED January 1, 2022
ENGINEER OF DESIGN AND ENVIRONMENT
ISSUED 1-1-07

DATE	REVISIONS
1-1-22	Revised contraction joint spacing
	adjacent to pcc pavement.
1-1-18	Revised General Note for tie
	bar spacing to 36 (900) cts.

CONCRETE CURB TYPE B AND COMBINATION CONCRETE CURB AND GUTTER

(Sheet 1 of 2)

STANDARD 606001-08

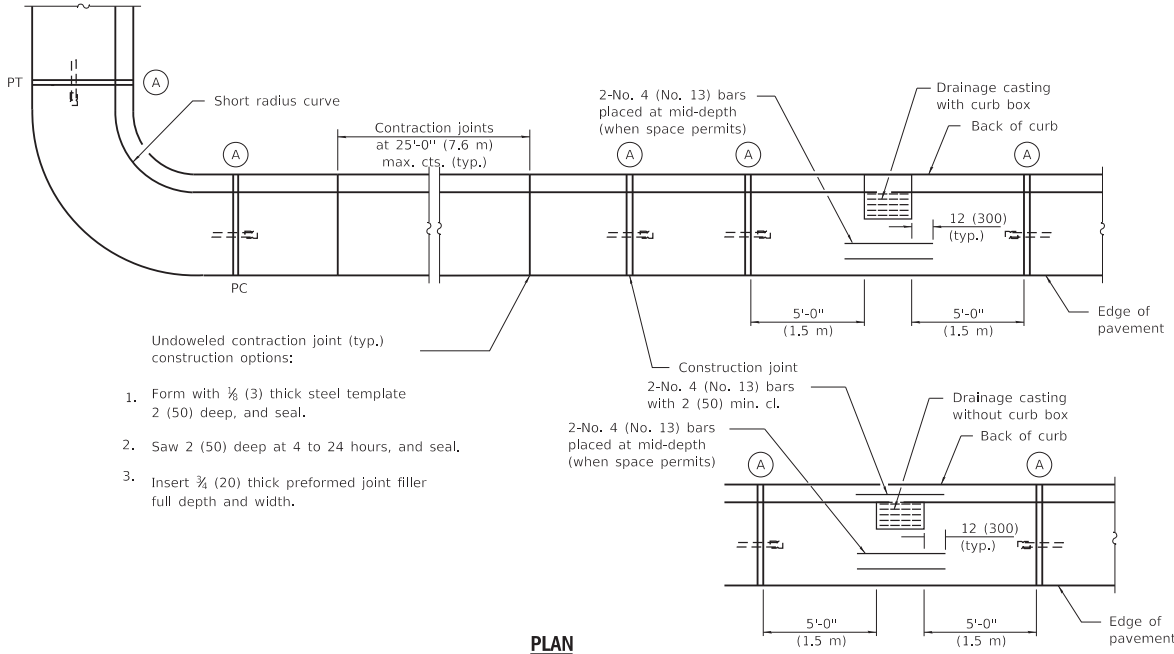

PLAN

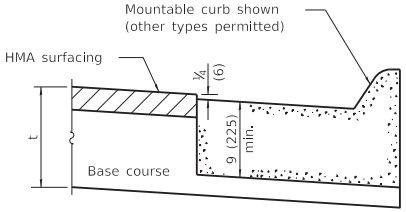

ON DISTURBED SUBGRADE

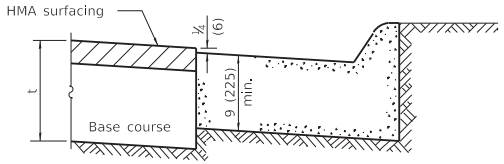

ON UNDISTURBED SUBGRADE

ADJACENT TO FLEXIBLE PAVEMENT

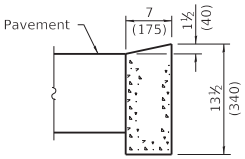

DEPRESSED CURB

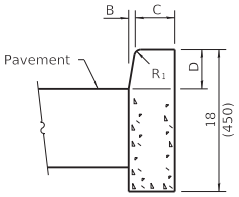

BARRIER CURB

ADJACENT TO FLEXIBLE PAVEMENT

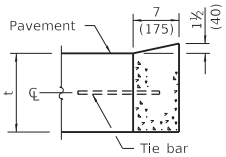

DEPRESSED CURB

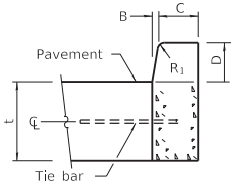

BARRIER CURB

ADJACENT TO PCC PAVEMENT OR PCC BASE COURSE

CONCRETE CURB TYPE B

Illinois Department of Transportation

PASSED January 1, 2022
ENGINEER OF POLICY AND PROCEDURES
APPROVED January 1, 2022
ENGINEER OF DESIGN AND ENVIRONMENT

ISSUED 1-1-07

CONCRETE CURB TYPE B AND COMBINATION CONCRETE CURB AND GUTTER

(Sheet 2 of 2)

STANDARD 606001-08

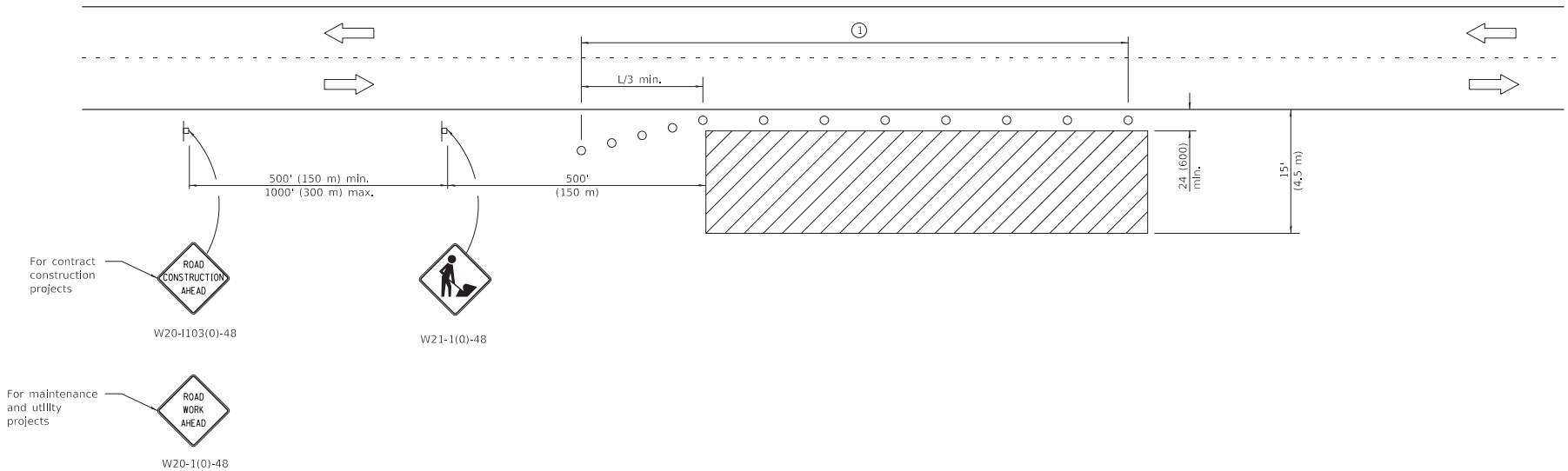

TYPICAL APPLICATIONS

Utility operations
Culvert extensions
Side slope changes
Guardrail installation and maintenance
Delineator installation
Landscaping operations
Shoulder repair
Sign installation and maintenance

SYMBOLS

Work area

Sign

Cone, drum or barricade

(1) When the work operation exceeds one hour, cones, drums or barricades shall be placed at 25' (8 m) centers for L/3 distance, and at 50' (15 m) centers through the remainder of the work area.

GENERAL NOTES

This Standard is used where any vehicles, equipment, workers or their activities will encroach in the area 15' (4.5 m) to 24 (600) from the edge of pavement.

Calculate L as follows:

SPEED LIMIT	FORMULAS English	FORMULAS (Metric)
40 mph (70 km/h) or less:	$L=\frac{WS^2}{60}$	$L=\frac{WS^2}{150}$
45 mph (80 km/h) or greater:	L=(W)(S)	L=0.65(W)(S)

W = Width of offset in feet (meters).

S = Normal posted speed mph (km/h).

All dimensions are in inches (millimeters) unless otherwise shown.

Illinois Department of Transportation

PASSED January 1, 2014
ENGINEER OF SAFETY ENGINEERING

APPROVED January 1, 2014
ENGINEER OF DESIGN AND ENVIRONMENT

ISSUED 1-1-07

DATE	REVISIONS
1-1-14	Revised workers sign
	number to agree with
	current MUTCD.
1-1-13	Omitted text 'WORKERS'
	sign.

OFF-RD OPERATIONS, 2L, 2W, 15' (4.5 m) TO 24" (600 mm) FROM PAVEMENT EDGE

STANDARD 701006-05

For any operation that encroaches in the area between the centerline and a line 24 (600) outside the edge of the pavement for a period of less than 15 minutes.

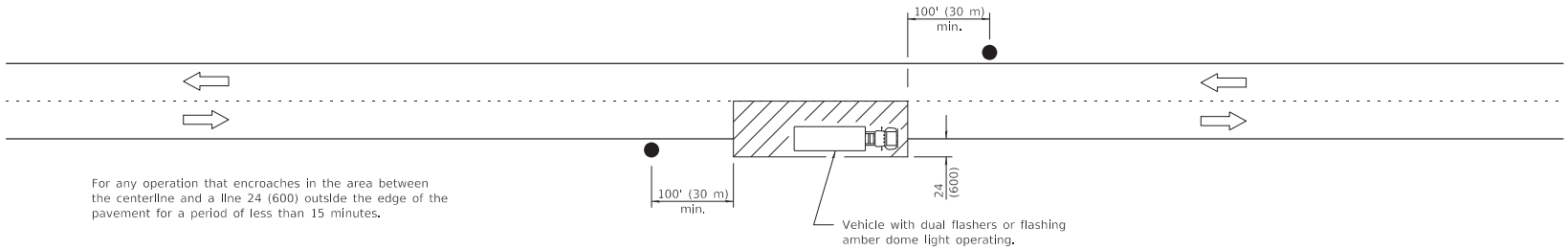

For any operation that is more than 24 (600) outside the edge of the pavement for a period of less than 60 minutes.

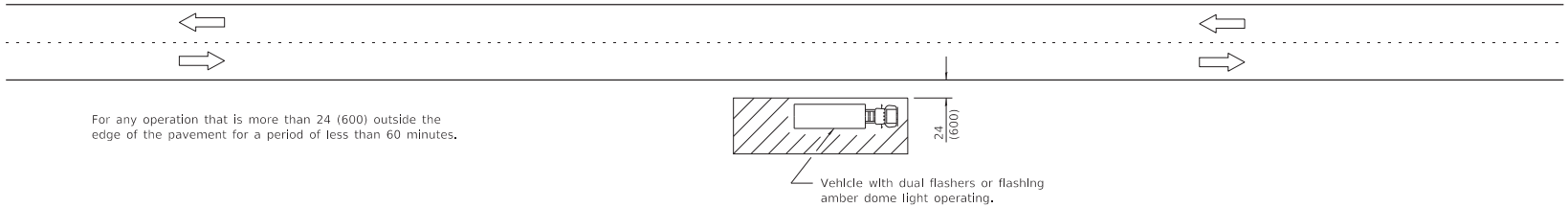

For any operation that encroaches in the area between the centerline and a line 24 (600) outside the edge of the pavement for a period in excess of 15 minutes but less than 60 minutes.

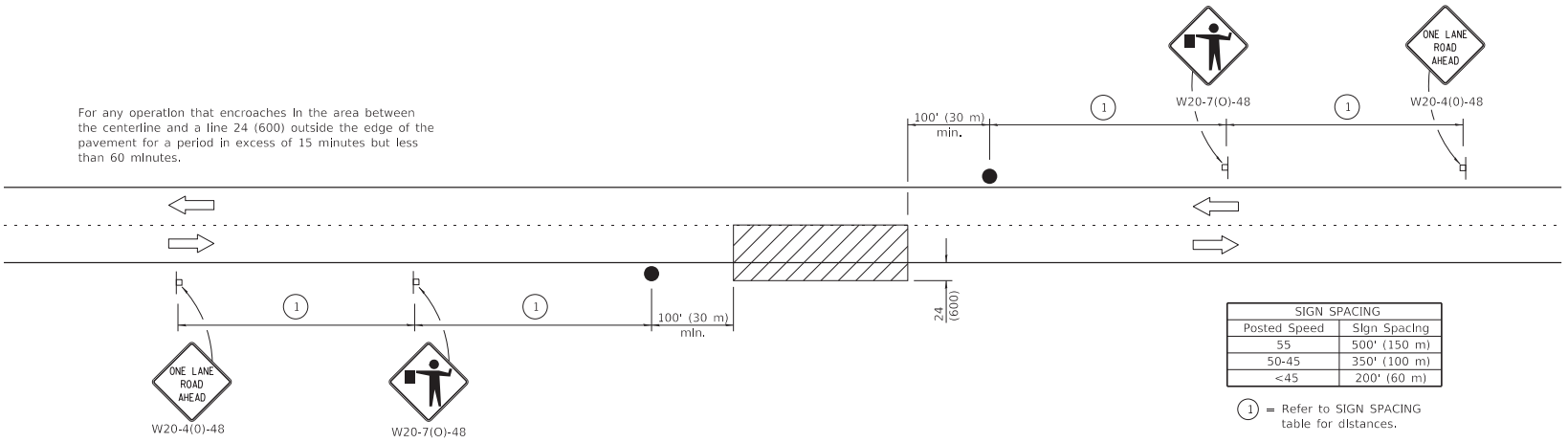

SIGN SPACING	
Posted Speed	Sign Spacing
55	500' (150 m)
50-45	350' (100 m)
<45	200' (60 m)

(1) = Refer to SIGN SPACING table for distances.

All dimensions are in inches (millimeters) unless otherwise shown.

TYPICAL APPLICATIONS

Marking patches
Field survey
String line
Utility operations
Cleaning up debris on pavement

SYMBOLS

Work area

Sign on portable or permanent support

Flagger with traffic control sign

Illinois Department of Transportation

PASSED January 1, 2011
ENGINEER OF SAFETY ENGINEERING

APPROVED January 1, 2011
ENGINEER OF DESIGN AND ENVIRONMENT

ISSUED 1-1-07

DATE	REVISIONS
1-1-11	Revised flagger sign.
1-1-09	Switched units to
	English (metric).

LANE CLOSURE, 2L, 2W, SHORT TIME OPERATIONS

STANDARD 701301-04

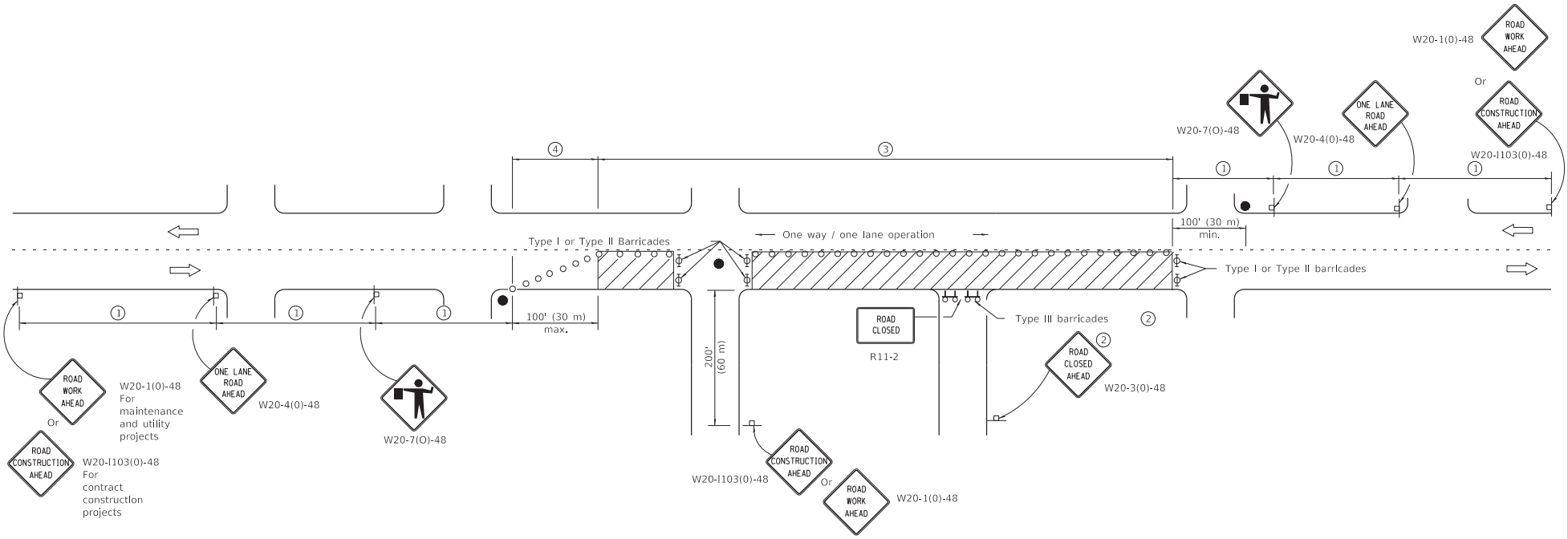

SIGN SPACING	
Posted Speed	Sign Spacing
55	500' (150 m)
50-45	350' (100 m)
<45	200' (60 m)

SYMBOLS

- Work area
- Cone, drum or barricade (not required for moving operations)
- Sign on portable or permanent support
- Flagger with traffic control sign
- Barricade or drum with flashing light
- Type III barricade with flashing lights

1. Refer to SIGN SPACING TABLE for distances.
2. For approved sideroad closures.
3. Cones at 25' (8 m) centers for 250' (75 m). Additional cones may be placed at 50' (15 m) centers. When drums or Type I or Type II barricades are used, the interval between devices may be doubled.
4. Cones, drums or barricades at 20' (6 m) centers.

GENERAL NOTES

This Standard is used where at any time, day or night, any vehicle, equipment, workers or their activities encroach on the pavement requiring the closure of one traffic lane in an urban area.

All dimensions are in inches (millimeters) unless otherwise shown.

Illinois Department of Transportation

PASSED January 1, 2011
ENGINEER OF SAFETY ENGINEERING

APPROVED January 1, 2011
ENGINEER OF DESIGN AND ENVIRONMENT

ISSUED 1-1-07

DATE	REVISIONS
1-1-11	Revised flagger sign.
1-1-09	Switched units to
	English (metric).
	Corrected sign No.'s.

URBAN LANE CLOSURE, 2L, 2W, UNDIVIDED

STANDARD 701501-06

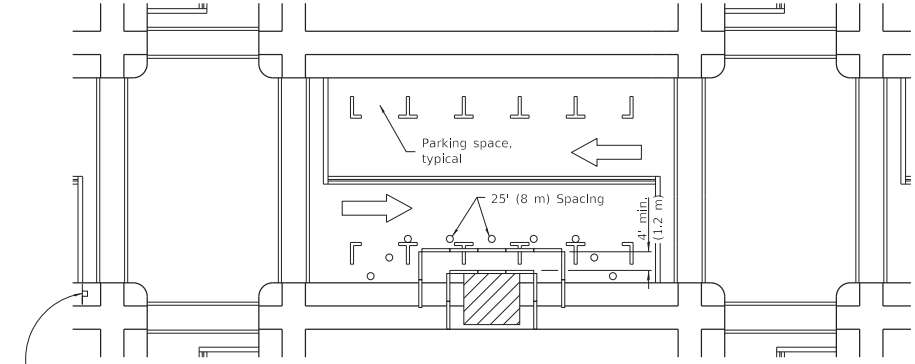

① Omit whenever duplicated by road work traffic control.

① ROAD CONSTRUCTION AHEAD — W20-I103(0)-48 for contract construction projects

Or

① ROAD WORK AHEAD — W20-1(0)-48 for maintenance and utility projects

SIDEWALK DIVERSION

SYMBOLS

- Work area
- Sign on portable or permanent support
- Barricade or drum
- Cone, drum or barricade
- Type III barricade
- Detectable pedestrian channelizing barricade

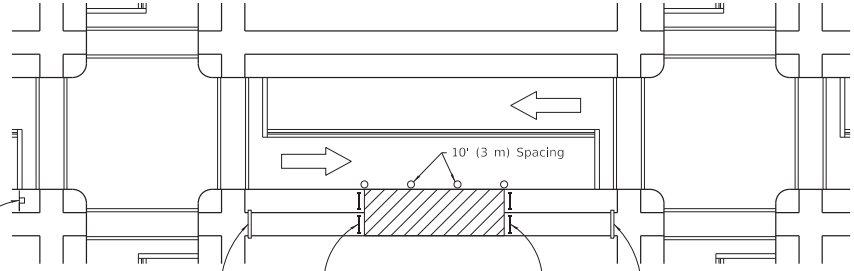

① ROAD CONSTRUCTION AHEAD — W20-I103(0)-48 for contract construction projects

Or

① ROAD WORK AHEAD — W20-1(0)-48 for maintenance and utility projects

SIDEWALK CLOSED — R11-I101-2418

SIDEWALK CLOSED / USE OTHER SIDE — R11-I102-2430

SIDEWALK CLOSED / USE OTHER SIDE — R11-I102-2430

SIDEWALK CLOSURE

GENERAL NOTES

This Standard is used where, at any time, pedestrian traffic must be rerouted due to work being performed.

This Standard must be used in conjunction with other Traffic Control & Protection Standards when roadway traffic is affected.

Temporary facilities shall be detectable and accessible.

The temporary pedestrian facilities shall be provided on the same side of the closed facilities whenever possible.

The SIDEWALK CLOSED / USE OTHER SIDE sign shall be placed at the nearest crosswalk or intersection to each end of the closure. Where the closure occurs at a corner, the signs shall be erected on the corners across the street from the closure. The SIDEWALK CLOSED signs shall be used at the ends of the actual closures.

Type III barricades and R11-2-4830 signs shall be positioned as shown in "ROAD CLOSED TO ALL TRAFFIC" detail on Standard 701901.

All dimensions are in inches (millimeters) unless otherwise shown.

DATE	REVISIONS
4-1-16	Omitted orange safety fence
	from standard as this is
	covered in the std. spec.
1-1-12	Added SIDEWALK DIVERSION.
	Modified appearance of
	plan views. Renamed Std.

SIDEWALK, CORNER OR CROSSWALK CLOSURE

(Sheet 1 of 2)

STANDARD 701801-06

Illinois Department of Transportation

PASSED April 1, 2016
ENGINEER OF SAFETY ENGINEERING

APPROVED April 1, 2016
ENGINEER OF DESIGN AND ENVIRONMENT

ISSUED 1-1-07

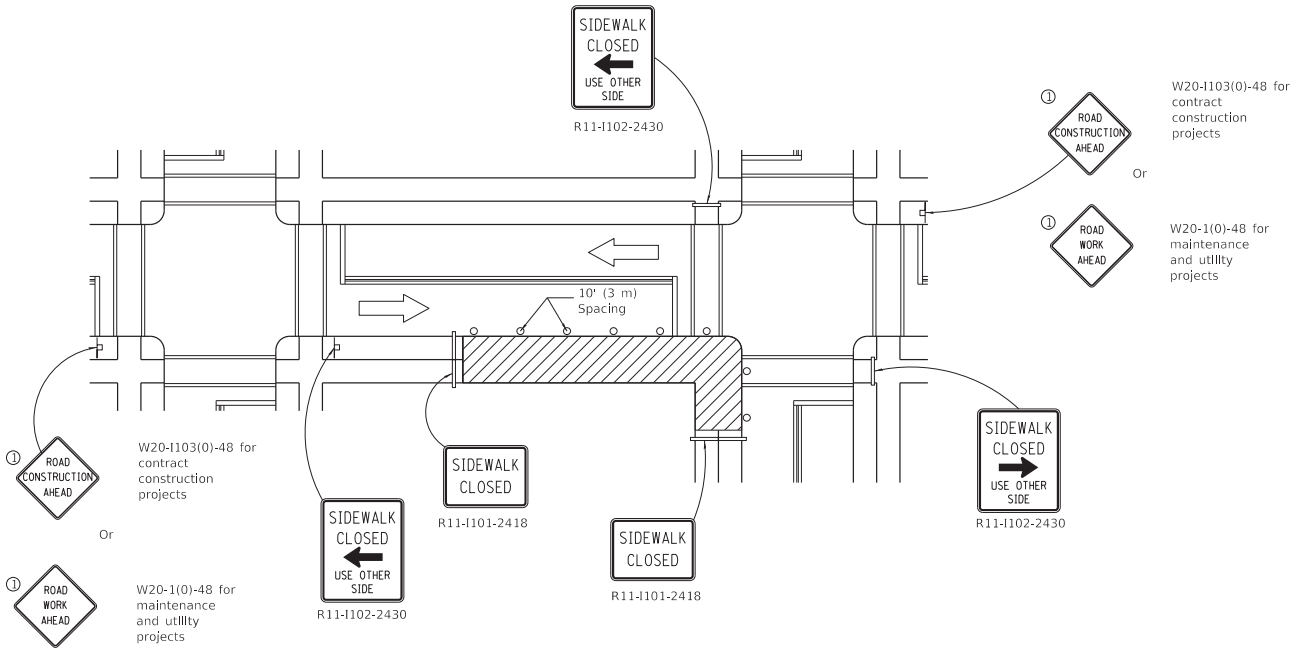

CORNER CLOSURE

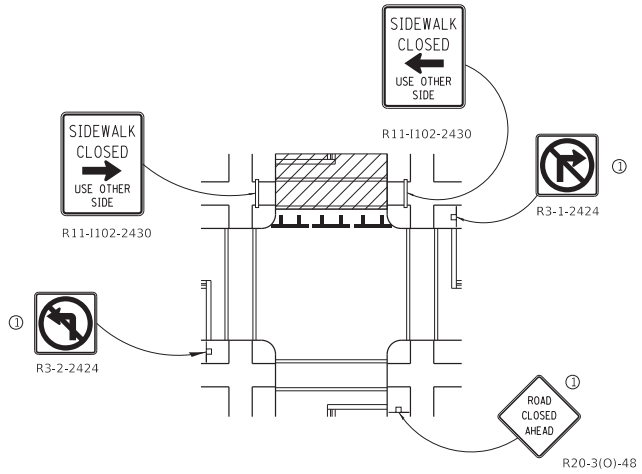

CROSSWALK CLOSURE

Illinois Department of Transportation

PASSED April 1, 2016
ENGINEER OF SAFETY ENGINEERING

APPROVED April 1, 2016
ENGINEER OF DESIGN AND ENVIRONMENT

ISSUED 1-1-97

SIDEWALK, CORNER OR CROSSWALK CLOSURE

(Sheet 2 of 2)

STANDARD 701801-06

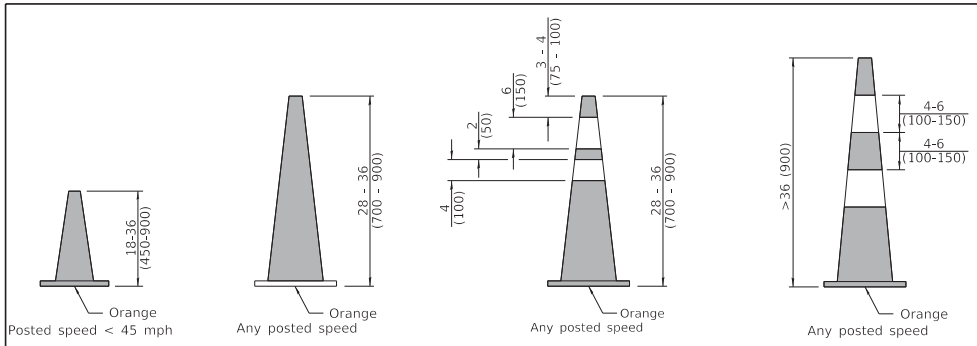

DAYTIME USE

CONES

DAY OR NIGHTTIME USE

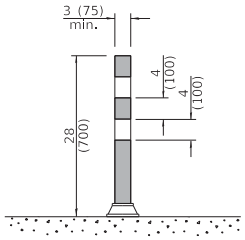

TUBULAR MARKER

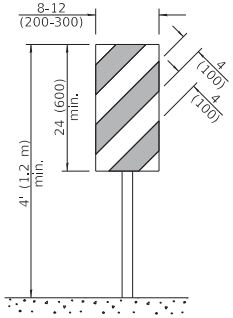

VERTICAL PANEL

POST MOUNTED

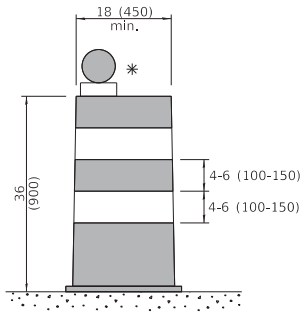

DRUM

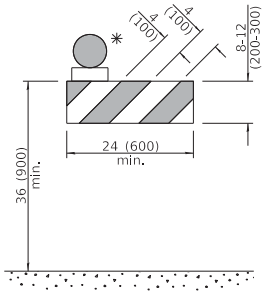

TYPE I BARRICADE

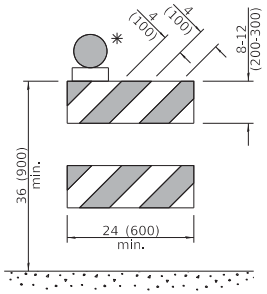

TYPE II BARRICADE

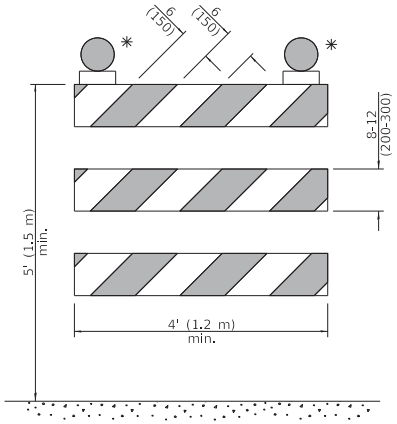

TYPE III BARRICADE

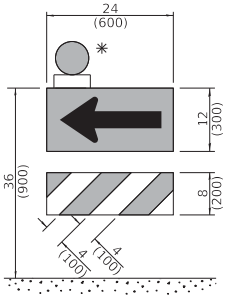

DIRECTION INDICATOR BARRICADE

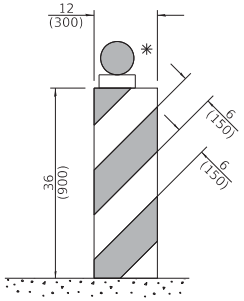

VERTICAL BARRICADE

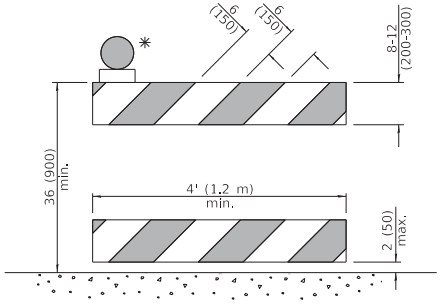

DETECTABLE PEDESTRIAN CHANNELIZING BARRICADE

✳ Warning lights (if required)

GENERAL NOTES

All heights shown shall be measured above the pavement surface.

All dimensions are in inches (millimeters) unless otherwise shown.

DATE	REVISIONS
1-1-19	Revised cone usage and
	added cones >36" (900 m) height.
1-1-18	Revised END WORK ZONE
	SPEED LIMIT sign from
	orange to white background.

TRAFFIC CONTROL DEVICES

(Sheet 1 of 3)

STANDARD 701901-08

Illinois Department of Transportation

APPROVED January 1, 2019
ENGINEER OF SAFETY PROG. AND ENGINEERING

APPROVED January 1, 2019
ENGINEER OF DESIGN AND ENVIRONMENT

ISSUED 1-1-13

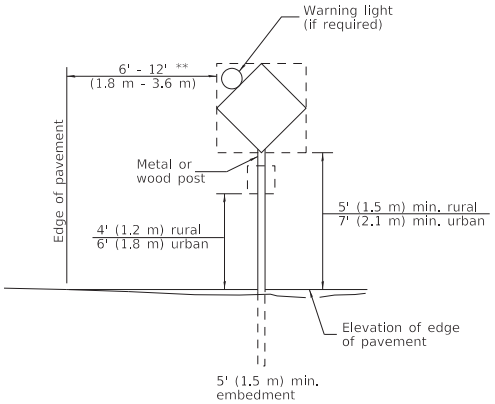

POST MOUNTED SIGNS

** When curb or paved shoulder are present this dimension shall be 24 (600) to the face of curb or 6' (1.8 m) to the outside edge of the paved shoulder.

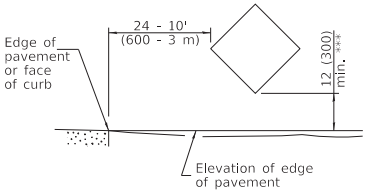

SIGNS ON TEMPORARY SUPPORTS

*** When work operations exceed four days, this dimension shall be 5' (1.5 m) min. If located behind other devices, the height shall be sufficient to be seen completely above the devices.

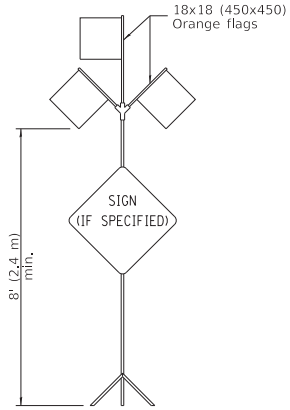

HIGH LEVEL WARNING DEVICE

G20-I104(0)-6036 G20-I105(0)-6024

This signing is required for all projects 2 miles (3200 m) or more in length.

ROAD CONSTRUCTION NEXT X MILES sign shall be placed 500' (150 m) in advance of project limits.

END CONSTRUCTION sign shall be erected at the end of the job unless another job is within 2 miles (3200 m).

Dual sign displays shall be utilized on multi-lane highways.

WORK LIMIT SIGNING

W21-III5(0)-3618

R2-1-3648

R10-I108p-3618 ****

R2-I106p-3618

Sign assembly as shown on Standards or as allowed by District Operations.

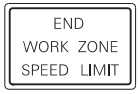

G20-I103-6036

This sign shall be used when the above sign assembly is used.

HIGHWAY CONSTRUCTION SPEED ZONE SIGNS

**** R10-I108p shall only be used along roadways under the juristiction of the State.

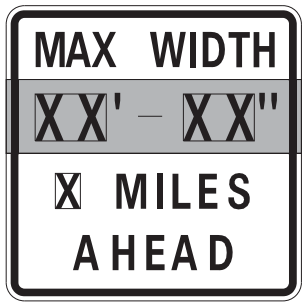

W12-I103-4848

WIDTH RESTRICTION SIGN

XX'-XX" width and X miles are variable.

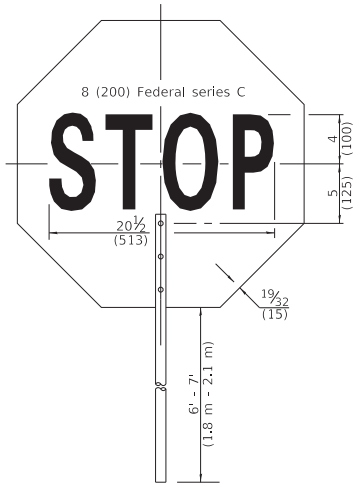

FRONT SIDE

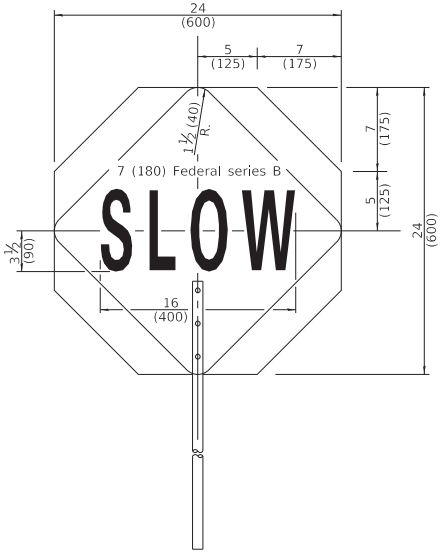

REVERSE SIDE

FLAGGER TRAFFIC CONTROL SIGN

Illinois Department of Transportation

APPROVED January 1, 2019
ENGINEER OF SAFETY PROG. AND ENGINEERING

APPROVED January 1, 2019
ENGINEER OF DESIGN AND ENVIRONMENT

ISSUED 1-1-13

TRAFFIC CONTROL DEVICES

(Sheet 2 of 3)

STANDARD 701901-08

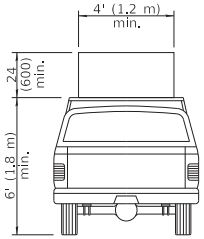

TYPE A ROOF MOUNTED

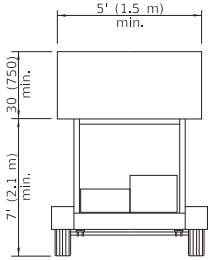

TYPE B ROOF OR TRAILER MOUNTED

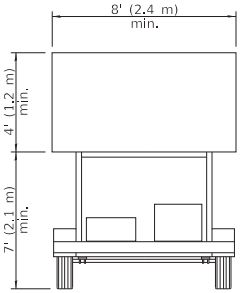

TYPE C TRAILER MOUNTED

ARROW BOARDS

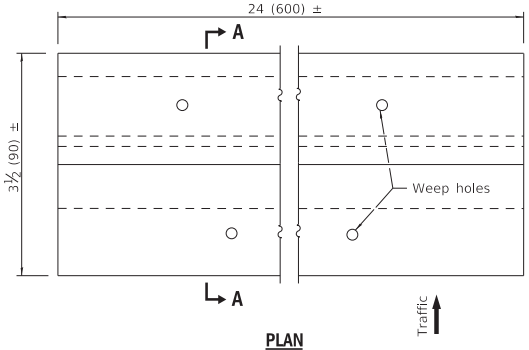

PLAN

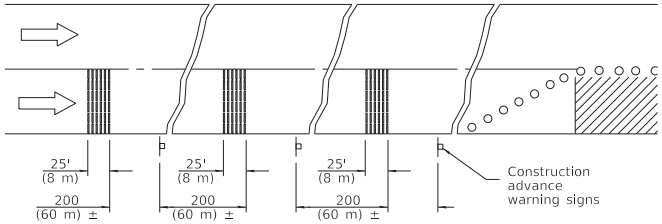

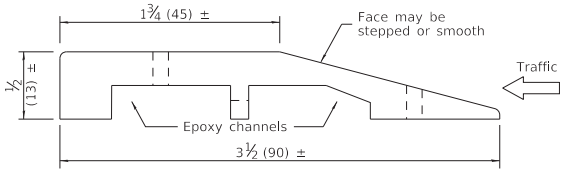

SECTION A-A

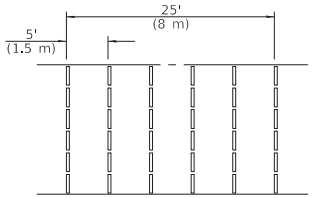

TYPICAL INSTALLATION

TEMPORARY RUMBLE STRIPS

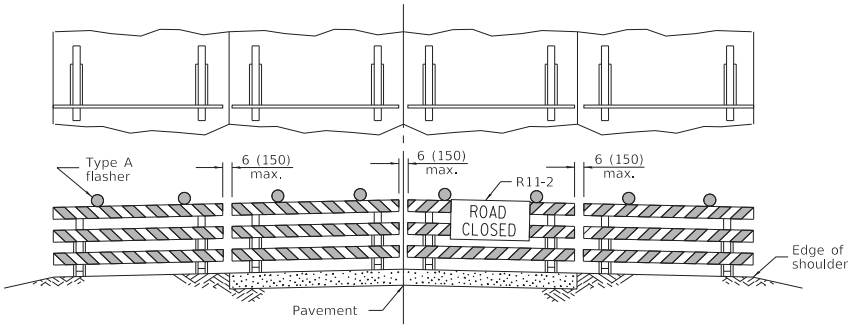

ROAD CLOSED TO ALL TRAFFIC

Reflectorized striping may be omitted on the back side of the barricades. If a Type III barricade with an attached sign panel which meets NCHRP 350 is not available, the sign may be mounted on an NCHRP 350 temporary sign support directly in front of the barricade.

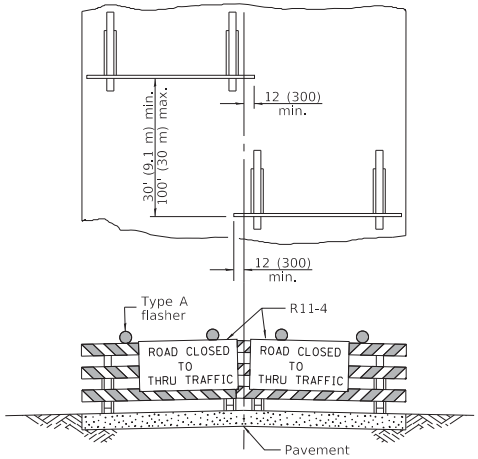

ROAD CLOSED TO THRU TRAFFIC

Reflectorized striping shall appear on both sides of the barricades. If a Type III barricade with an attached sign panel which meets NCHRP 350 is not available, the signs may be mounted on NCHRP 350 temporary sign supports directly in front of the barricade.

TYPICAL APPLICATIONS OF TYPE III BARRICADES CLOSING A ROAD

Illinois Department of Transportation

APPROVED January 1, 2019
ENGINEER OF SAFETY PROG. AND ENGINEERING

APPROVED January 1, 2019
ENGINEER OF DESIGN AND ENVIRONMENT

ISSUED 1-1-13

TRAFFIC CONTROL DEVICES

(Sheet 3 of 3)

STANDARD 701901-08

LaSalle County Prevailing Wage Rates posted on 5/18/2022

						Overtime								
Trade Title	**Rg**	**Type**	**C**	**Base**	**Foreman**	**M-F**	**Sa**	**Su**	**Hol**	**H/W**	**Pension**	**Vac**	**Trng**	**Other Ins**
ASBESTOS ABT-GEN	All	ALL		34.92	36.92	1.5	1.5	2.0	2.0	9.35	18.87	0.00	0.80	
ASBESTOS ABT-MEC	All	BLD		38.85	41.96	1.5	1.5	2.0	2.0	14.42	12.61	0.00	0.82	
BOILERMAKER	All	BLD		41.00	44.00	1.5	1.5	2.0	2.0	7.07	21.86	0.00	1.45	
BRICK MASON	All	BLD		41.31	42.31	1.5	1.5	2.0	2.0	11.15	14.00	0.00	0.93	
CARPENTER	All	BLD		34.95	38.45	1.5	1.5	2.0	2.0	11.01	21.10	0.00	0.80	
CARPENTER	All	HWY		37.35	39.10	1.5	1.5	2.0	2.0	11.18	21.33	0.00	0.74	
CEMENT MASON	All	ALL		39.40	40.50	1.5	1.5	2.0	2.0	11.60	17.63	0.00	0.55	
CERAMIC TILE FINISHER	All	BLD		37.45		1.5	1.5	2.0	2.0	11.10	9.79	0.00	0.85	
COMMUNICATION TECHNICIAN	All	BLD		39.00	42.90	1.5	1.5	2.0	2.0	16.19	14.88	0.00	0.75	1.96
ELECTRIC PWR EQMT OP	All	ALL		49.37	58.58	1.5	1.5	2.0	2.0	8.23	13.82	0.00	0.74	
ELECTRIC PWR GRNDMAN	All	ALL		33.54	58.58	1.5	1.5	2.0	2.0	7.76	9.40	0.00	0.51	
ELECTRIC PWR LINEMAN	All	ALL		54.95	58.58	1.5	1.5	2.0	2.0	8.40	15.39	0.00	0.82	
ELECTRIC PWR TRK DRV	All	ALL		35.21	58.58	1.5	1.5	2.0	2.0	7.81	9.86	0.00	0.53	
ELECTRICIAN	N	BLD		48.11	52.44	1.5	1.5	2.0	2.0	16.64	20.24	0.00	1.23	4.21
ELECTRICIAN	S	BLD		45.21	49.73	1.5	1.5	2.0	2.0	7.25	11.44	0.00	0.68	
ELEVATOR CONSTRUCTOR	All	BLD		51.01	57.39	2.0	2.0	2.0	2.0	16.02	20.21	4.08	0.65	
GLAZIER	All	BLD		36.78	38.78	1.5	1.5	1.5	2.0	16.20	7.19	0.00	1.25	
HEAT/FROST INSULATOR	All	BLD		51.80	54.91	1.5	1.5	2.0	2.0	14.42	15.36	0.00	0.82	
IRON WORKER	All	ALL		44.00	48.40	2.0	2.0	2.0	2.0	12.71	24.51	0.00	1.00	
LABORER	All	ALL		32.92	34.92	1.5	1.5	2.0	2.0	9.35	18.87	0.00	0.80	
LABORER, SKILLED	All	ALL		33.32	35.32	1.5	1.5	2.0	2.0	9.35	18.87	0.00	0.80	
LATHER	All	BLD		34.95	38.45	1.5	1.5	2.0	2.0	11.01	21.10	0.00	0.80	
MACHINIST	All	BLD		50.68	53.18	1.5	1.5	2.0	2.0	8.93	8.95	1.85	1.47	
MARBLE FINISHER	All	BLD		37.45		1.5	1.5	2.0	2.0	11.10	9.79	0.00	0.85	
MARBLE MASON	All	BLD		40.27	41.27	1.5	1.5	2.0	2.0	11.10	11.95	0.00	0.90	
MILLWRIGHT	All	BLD		43.32	47.65	1.5	1.5	2.0	2.0	11.66	17.75	0.00	0.76	
MILLWRIGHT	All	HWY		43.32	47.65	1.5	1.5	2.0	2.0	11.66	17.75	0.00	0.76	
OPERATING ENGINEER	All	BLD	1	51.80	55.80	2.0	2.0	2.0	2.0	21.40	18.60	2.00	2.40	
OPERATING ENGINEER	All	BLD	2	50.50	55.80	2.0	2.0	2.0	2.0	21.40	18.60	2.00	2.40	
OPERATING ENGINEER	All	BLD	3	47.95	55.80	2.0	2.0	2.0	2.0	21.40	18.60	2.00	2.40	
OPERATING ENGINEER	All	BLD	4	46.20	55.80	2.0	2.0	2.0	2.0	21.40	18.60	2.00	2.40	

OPERATING ENGINEER	All	BLD	5	54.80	55.80	2.0	2.0	2.0	2.0	21.40	18.60	2.00	2.40	
OPERATING ENGINEER	All	BLD	6	54.80	55.80	2.0	2.0	2.0	2.0	21.40	18.60	2.00	2.40	
OPERATING ENGINEER	All	BLD	7	52.80	55.80	2.0	2.0	2.0	2.0	21.40	18.60	2.00	2.40	
OPERATING ENGINEER	All	HWY	1	51.80	55.80	1.5	1.5	2.0	2.0	21.40	18.60	2.00	2.40	
OPERATING ENGINEER	All	HWY	2	51.25	55.80	1.5	1.5	2.0	2.0	21.40	18.60	2.00	2.40	
OPERATING ENGINEER	All	HWY	3	49.20	55.80	1.5	1.5	2.0	2.0	21.40	18.60	2.00	2.40	
OPERATING ENGINEER	All	HWY	4	47.80	55.80	1.5	1.5	2.0	2.0	21.40	18.60	2.00	2.40	
OPERATING ENGINEER	All	HWY	5	46.60	55.80	1.5	1.5	2.0	2.0	21.40	18.60	2.00	2.40	
OPERATING ENGINEER	All	HWY	6	54.80	55.80	1.5	1.5	2.0	2.0	21.40	18.60	2.00	2.40	
OPERATING ENGINEER	All	HWY	7	52.80	55.80	1.5	1.5	2.0	2.0	21.40	18.60	2.00	2.40	
PAINTER	All	ALL		38.19	40.19	1.5	1.5	1.5	2.0	16.57	7.24	0.00	1.10	
PAINTER - SIGNS	All	BLD		41.55	46.67	1.5	1.5	2.0	2.0	3.04	3.90	0.00	0.00	
PILEDRIVER	All	BLD		35.20	38.72	1.5	1.5	2.0	2.0	11.01	21.10	0.00	0.80	
PILEDRIVER	All	HWY		38.35	40.10	1.5	1.5	2.0	2.0	11.18	21.33	0.00	0.74	
PIPEFITTER	All	BLD		52.00	55.00	1.5	1.5	2.0	2.0	11.60	21.85	0.00	2.92	
PLASTERER	N	BLD		39.40	40.50	1.5	1.5	2.0	2.0	11.60	17.63	0.00	0.55	
PLASTERER	S	BLD		39.40	40.50	1.5	1.5	2.0	2.0	11.60	17.63	0.00	0.55	
PLUMBER	All	BLD		52.80	55.95	1.5	1.5	2.0	2.0	16.45	16.75	0.00	1.47	
ROOFER	All	BLD		36.58	38.58	1.5	1.5	2.0	2.0	11.58	12.59	0.00	0.64	
SHEETMETAL WORKER	All	BLD		40.16	42.17	1.5	1.5	2.0	2.0	10.42	21.37	0.00	1.22	
SPRINKLER FITTER	All	BLD		43.45	46.45	1.5	1.5	2.0	2.0	10.55	14.22	0.00	0.52	
STONE MASON	All	BLD		41.31	42.31	1.5	1.5	2.0	2.0	11.15	14.00	0.00	0.93	
TERRAZZO FINISHER	All	BLD		37.45		1.5	1.5	2.0	2.0	11.10	9.79	0.00	0.85	
TILE LAYER	All	BLD		34.95	38.45	1.5	1.5	2.0	2.0	11.01	21.10	0.00	0.80	
TILE MASON	All	BLD		40.27	41.27	1.5	1.5	2.0	2.0	11.10	11.95	0.00	0.90	
TRUCK DRIVER	All	ALL	1	39.85	44.21	1.5	1.5	2.0	2.0	14.02	6.89	0.00	0.25	
TRUCK DRIVER	All	ALL	2	40.44	44.21	1.5	1.5	2.0	2.0	14.02	6.89	0.00	0.25	
TRUCK DRIVER	All	ALL	3	40.71	44.21	1.5	1.5	2.0	2.0	14.02	6.89	0.00	0.25	
TRUCK DRIVER	All	ALL	4	41.10	44.21	1.5	1.5	2.0	2.0	14.02	6.89	0.00	0.25	
TRUCK DRIVER	All	ALL	5	42.20	44.21	1.5	1.5	2.0	2.0	14.02	6.89	0.00	0.25	
TRUCK DRIVER	All	O&C	1	31.88	35.37	1.5	1.5	2.0	2.0	14.02	6.89	0.00	0.25	
TRUCK DRIVER	All	O&C	2	32.35	35.37	1.5	1.5	2.0	2.0	14.02	6.89	0.00	0.25	
TRUCK DRIVER	All	O&C	3	32.57	35.37	1.5	1.5	2.0	2.0	14.02	6.89	0.00	0.25	
TRUCK DRIVER	All	O&C	4	32.88	35.37	1.5	1.5	2.0	2.0	14.02	6.89	0.00	0.25	
TRUCK DRIVER	All	O&C	5	33.76	35.37	1.5	1.5	2.0	2.0	14.02	6.89	0.00	0.25	
TUCKPOINTER	All	BLD		41.31	42.31	1.5	1.5	2.0	2.0	11.15	14.00	0.00	0.93	

Legend
Rg Region
Type Trade Type - All,Highway,Building,Floating,Oil & Chip,Rivers
C Class
Base Base Wage Rate
OT M-F Unless otherwise noted, OT pay is required for any hour greater than 8 worked each day, Mon through Fri. The number listed is the multiple of the base wage.
OT Sa Overtime pay required for every hour worked on Saturdays
OT Su Overtime pay required for every hour worked on Sundays
OT Hol Overtime pay required for every hour worked on Holidays
H/W Health/Welfare benefit
Vac Vacation
Trng Training
Other Ins Employer hourly cost for any other type(s) of insurance provided for benefit of worker.

Explanations LASALLE COUNTY

ELECTRICIANS (NORTH) - Townships of Mendota, Meriden, Earl, Adams, Troy Grove, Ophir, Northville, Freedom, Serena, Mission, Dimmick, Waltham, Wallace, Dayton, Rutland, Miller, Manlius, Peru, LaSalle, Utica, Ottawa, South Ottawa, Eden, Vermilion, Deer Park, Farm Ridge.

MILLWRIGHTS (EAST) - The Eastern 1/3 of the county (approx.).

The following list is considered as those days for which holiday rates of wages for work performed apply: New Years Day, Memorial Day, Fourth of July, Labor Day, Thanksgiving Day, Christmas Day and Veterans Day in some classifications/counties. Generally, any of these holidays which fall on a Sunday is celebrated on the following Monday. This then makes work performed on that Monday payable at the appropriate overtime rate for holiday pay. Common practice in a given local may alter certain days of celebration. If in doubt, please check with IDOL.

Oil and chip resealing (O&C) means the application of road oils and liquid asphalt to coat an existing road surface, followed by application of aggregate chips or gravel to coated surface, and subsequent rolling of material to seal the surface.

EXPLANATION OF CLASSES

ASBESTOS - GENERAL - removal of asbestos material/mold and hazardous materials from any place in a building, including mechanical systems where those mechanical systems are to be removed. This includes the removal of asbestos materials/mold and hazardous materials from ductwork or pipes in a building when the building is to be demolished at the time or at some close future date. ASBESTOS - MECHANICAL - removal of asbestos material from mechanical systems, such as pipes, ducts, and boilers, where the mechanical systems are to remain.

CERAMIC TILE FINISHER, MARBLE FINISHER, TERRAZO FINISHER

Assisting, helping or supporting the tile, marble and terrazzo mechanic by performing their historic and traditional work assignments required to complete the proper installation of the work covered by said crafts. The term "Ceramic" is used for naming the classification only and is in no way a limitation of the product handled. Ceramic takes into consideration most hard tiles.

COMMUNICATIONS TECHNICIAN

Installation, operation, inspection, maintenance, repair and service of radio, television, recording, voice, sound and vision production and reproduction, telephone and telephone interconnect, facsimile, equipment and appliances used for domestic, commercial, educational and entertainment purposes, pulling of wire through conduit but not the installation of conduit.

LABORER, SKILLED - BUILDING AND HIGHWAY

The skilled laborer building (BLD) and heavy & highway (HWY) classification shall encompass the following types of work, irrespective of the site of the work: flagging, caisson worker plus depth, gunnite nozzle men, lead man on sewer work, welders, cutter burners and torchmen, chain saw operator, paving breaker, jackhammer and drill operators, layout man and/or drainage tile layer, steel form setter - street and highway, air tamping hammerman, signal man on crane, concrete saw operator, concrete saw operator walk behind, screenman on asphalt pavers, front end man on chip spreader, laborers tending masons with hot material or where foreign materials are used, multiple concrete duct - leadman, luteman, asphalt raker, curb asphalt machine operator, ready mix scalemen (permanent, portable or temporary plant), laborers handling masterplate or similar materials, laser beam operator, coring machine operator, plaster tenders, underpinning and shoring of buildings, material selector when working with fire-brick or castable material, fire watch, signaling of all power equipment, tree topper or trimmer when in connection with construction, and diver tender.

MATERIAL TESTER/INSPECTOR I: Hand coring and drilling for testing of materials; field inspection of uncured concrete and asphalt.

MATERIAL TESTER/INSPECTOR II: Field inspection of welds, structural steel, fireproofing, masonry, soil, facade, reinforcing steel, formwork, cured concrete, and concrete and asphalt batch plants; adjusting proportions of bituminous mixtures.

OPERATING ENGINEERS - BUILDING

Class 1. Mechanic; Asphalt Plant; Asphalt Spreader; Autograde; Backhoes w/Caisson attachment; Batch Plant; Benoto (require 2 engineers); Boiler and Throttle Valve; Caisson Rigs; Central Redi-Mix Plant; Combination Back Hoe Front End-Loader Machine; Compressor and Throttle Valve; Concrete Breaker (Truck Mounted); Concrete Conveyor; Concrete Paver over 27E cu. ft.; Concrete Paver 27E cu.ft. and under; Concrete Placer; Concrete Pump (Truck Mounted); Concrete Tower; Cranes, All; Cranes Hammerhead; Creter Crane; Spider Crane; Crusher, Stone, etc.; Derricks, All; Derricks, Traveling; Formless Curb and Gutter Machine; Grader, Elevating; Grouting Machines; Heavy Duty Self-Propelled Transporter or Prime Mover; Highlift Shovels or Front Endloader 2-1/4 yd. and over; Hoists, Elevators, outside type rack and pinion and similar machines; Hoists, One, Two and Three Drum; Hoists, Two Tugger One Floor; Hydraulic Backhoes; Hydraulic Boom Trucks; Hydro Vac (and similar equipment); Locomotives, All; Lubrication Technician; Manipulators; Motor Patrol; Pile Drivers and Skid Rig; Post Hole Digger; Pre-Stress Machine; Pump Cretes Dual Ram; Squeeze Cretes - Screw Type Pumps; Gypsum Bulker and Pump; Roto Mill Grinder; Scoops - Tractor Drawn; Slip-Form Paver; Straddle Buggies; Operation of Tieback Machine; Tournapull; Tractor with Boom and Side Boom; Trenching Machines.

Class 2. Boilers; Brick Forklift servicing seven (7) or more Brick Masons; Broom, All Power Propelled; Bulldozers; Concrete Mixer (Two Bag and Over); Conveyor, Portable; Forklift Trucks; Highlift Shovels or Front Endloaders under 2-1/4 yd; Hoists, Automatic; Hoists, inside Freight Elevators; Hoists, Sewer Dragging Machine; Hoists, Tugger Single Drum; Hydro Excavating (excluding hose work); Laser Screed; Rock Drill (self-propelled); Non Self-Loading Ejection Dump; Rock Drill (Truck Mounted); Rollers, All; Steam Generators; Tractors, All; Tractor Drawn Vibratory Roller; Winch Trucks with "A" Frame.

Class 3. Air Compressors; Combination - Small Equipment Operator; Generators; Heaters, Mechanical; Hoists, Inside Elevators - (Rheostat Manual Controlled); Hoists, Inside Elevators; Hydraulic Power Units (Pile Driving and Extracting); Lowboys; Pumps, over 3" (1 to 3 not to exceed a total of 300 ft.); Pumps, Well Points; Welding Machines (2 through 5); Winches, 4 Small Electric Drill Winches.

Class 4. Brick Forklift; Boom Trucks (Residential); Hoists, Inside Elevators push button with automatic doors; Oilers; Skidsteer Loaders; Vacuum Trucks (excluding hose work).

Class 5. Assistant Craft Foreman

Class 6. Mechanics and Welders

Class 7. Gradall

OPERATING ENGINEERS - HIGHWAY CONSTRUCTION

Class 1. Asphalt Plant; Asphalt Heater and Planer Combination; Asphalt Heater Scarfire; Asphalt Spreader; Autograder/Gomaco or other similar type machines: ABG Paver; Backhoes with Caisson Attachment; Belt Loader; Caisson Rigs; Car Dumper; Central Redi-Mix Plant; Combination Backhoe Front Endloader Machine; Concrete Breaker (Truck Mounted); Concrete Conveyor; Concrete Paver over 27E cu. ft.; Concrete Placer; Concrete Tube Float; Cranes, all attachments; Cranes, Tower of all types; Creter Crane; Spider Crane; Crusher, Stone, etc.; Derricks, All; Derrick Boats; Derricks, Traveling; Dredges; Elevators, Outside Type Rack & Pinion and Similar Machines; Formless Curb and Gutter Machine; Grader, Elevating; Grader, Motor Grader, Motor Patrol, Auto Patrol, Form Grader, Pull Grader, Subgrader; Guard Rail Post Driver Truck Mounted; Heavy Duty Self-Propelled Transporter or Prime Mover; Hoists, One, Two and Three Drum; Hydraulic Backhoes; Locomotives, All; Backhoes with Shear Attachments; Lubrication Technician; Manipulators; Mucking Machine; Pile Drivers and Skid Rig; Pre-Stress Machine; Pump Cretes Dual Ram; Rock Drill-Crawler or Skid Rig; Rock Drill - Truck Mounted; Roto Mill Grinder; Slip-Form Paver; Snow Melters; Soil Test Drill Rig (Truck Mounted); Straddle Buggies; Hydraulic Telescoping Form (Tunnel); Operation of Tieback Machine; Tractor Drawn Belt Loader; Tractor Drawn Belt Loader with attached pusher; Tractor with Boom; Tractaire with Attachments; Transfer Barrier Transfer Machine; Trenching Machine; Truck Mounted Concrete Pump with Boom; Raised or Blind Hole Drills (Tunnel Shaft); Underground Boring and/or Mining Machine; Wheel Excavator; Widener (APSCO).

Class 2. Batch Plant; Bituminous Mixer; Boiler and Throttle Valve; Bulldozers; Car Loader Trailing Conveyors; Combination Backhoe Front Endloader Machine (less than 1 cu. yd. Backhoe Bucket or over or with attachments); Compressor and Throttle Valve; Compressor, Common Receiver (3); Concrete Breaker or Hydro Hammer; Concrete Grinding Machine; Concrete Mixer or Paver 7S Series to and including 27 cu. ft.; Concrete Spreader; Concrete Curing Machine, Burlap Machine, Belting Machine and Sealing Machine; Concrete Wheel Saw; Conveyor Muck Cars (Haglund or Similar Type); Drills, All; Finishing Machine - Concrete; Forklifts; Highlift Shovels or Front Endloader; Hoist - Sewer Dragging Machine; Hydraulic Boom Trucks (All Attachments); Hydro-Blaster (requires 2 operators; one being Class 4); Hydro Excavating (excluding hose work); Laser Screed; Locomotives, Dinky; Oil Distributor; Off-Road Hauling Units (Including Articulating); Non Self-Loading Ejection Dump; Pump Cretes; Squeeze Cretes - Screw Type Pumps, Gypsum Bulker and Pump; Roller, Asphalt; Rotary Snow Plows; Rototiller, Seaman, etc., Self-Propelled; Self-Propelled Compactor; Spreader - Chip - Stone, etc.; Scraper; Scraper - Prime Mover in Tandem; Tractors, Push, Pulling Sheeps Foot, Disc, Compactor, etc.; Tug Boats; Mechanic Welders working in permanent shop.

Class 3. Boilers; Brooms, All Power Propelled; Cement Supply Tender; Compressor, Common Receiver (2); Concrete Mixer (Two Bag and Over); Conveyor, Portable; Farm-Type Tractors Used for Mowing, Seeding, etc.; Grouting Machine; Hoists, Automatic; Hoists, All Elevators; Hoists, Tugger Single Drum; Jeep Diggers; Low Boys; Pipe Jacking Machine; Post-Hole Digger; Power Saw, Concrete Power Driven; Pug Mills; Rollers, other than asphalt; Seed and Straw Blower; Steam Generators; Stump Machine Heaters, Mechanical; Winch Trucks with "A" Frame; Work Boats; Tamper - Form - Motor Driven.

Class 4. Air Compressor; Brick Forklifts (Servicing Seven (7) or more Brick Masons; Combination - Small Equipment Operator; Directional Boring Machine; Generators; Heaters, Mechanical; Hydraulic Power Unit (Pile Driving, Extracting, or Drilling); Hydro-Blaster (requires 2 operators - one being class 2); Light Plants, All (1 through 5); Pumps, over 3" (1 to 3 not to exceed a total of 300 ft.); Pumps, Well Points; Tractaire; Vacuum Trucks (excluding hose work); Welding Machines (2 through 5); Winches, 4 Small Electric Drill Winches.

Class 5. Brick Forklifts; Oilers; Skidsteer Loaders (All).

Class 6. Field Mechanics and Field Welders.

Class 7. Dowell Machine with Air Compressor; Gradall and machines of like nature.

TRUCK DRIVER - BUILDING, HEAVY AND HIGHWAY CONSTRUCTION Class 1. Drivers on 2 axle trucks hauling less than 9 ton. Air compressor and welding machines and brooms, including those pulled by separate units, truck driver helpers, warehouse employees, mechanic helpers, greasers and tiremen, pickup trucks when hauling materials, tools, or workers to and from and on-the-job site, and fork lifts up to 6,000 lb. capacity.

Class 2. Two or three axle trucks hauling more than 9 ton but hauling less than 16 ton. A-frame winch trucks, hydrolift trucks, vactor trucks or similar equipment when used for transportation purposes. Fork lifts over 6,000 lb. capacity, winch trucks, four axle combination units, and ticket writers.

Class 3. Two, three or four axle trucks hauling 16 ton or more. Drivers on water pulls, articulated dump trucks, mechanics and working forepersons, and dispatchers. Five axle or more combination units.

Class 4. Low Boy and Oil Distributors.

Class 5. Drivers who require special protective clothing while employed on hazardous waste work.

TRUCK DRIVER - OIL AND CHIP RESEALING ONLY.

This shall encompass laborers, workers and mechanics who drive contractor or subcontractor owned, leased, or hired pickup, dump, service, or oil distributor trucks. The work includes transporting materials and equipment (including but not limited to, oils, aggregate supplies, parts, machinery and tools) to or from the job site; distributing oil or liquid asphalt and aggregate; stock piling material when in connectin with the actual oil and chip contract. The Truck Driver (Oil & Chip Resealing) wage classification does not include supplier delivered materials.

Other Classifications of Work:

For definitions of classifications not otherwise set out, the Department generally has on file such definitions which are available. If a task to be performed is not subject to one of the classifications of pay set out, the Department will upon being contacted state which neighboring county has such a classification and provide such rate, such rate being deemed to exist by reference in this document. If no neighboring county rate applies to the task, the Department shall undertake a special determination, such special determination being then deemed to have existed under this determination. If a project requires these, or any classification not listed, please contact IDOL at 217-782-1710 for wage rates or clarifications.

LANDSCAPING

Landscaping work falls under the existing classifications for laborer, operating engineer and truck driver. The work performed by landscape plantsman and landscape laborer is covered by the existing classification of laborer. The work performed by landscape operators (regardless of equipment used or its size) is covered by the classifications of operating engineer. The work performed by landscape truck drivers (regardless of size of truck driven) is covered by the classifications of truck driver.

SECTION	COUNTY	TOTAL SHEETS	SHEET NO.
22-00085-00-RS	LASALLE		1
	ILLINOIS	CONTRACT NO.	

STATE OF ILLINOIS
DEPARTMENT OF TRANSPORTATION

REBUILD ILLINOIS BOND FUNDS
LASALLE COUNTY - CITY OF LA SALLE
SECTION 22-00085-00-RS
VARIOUS ROUTES

INDEX OF SHEETS

1. TYPICAL SECTION - CURBED ROADWAY
2. TYPICAL SECTION - RURAL ROADWAY
3. TYPICAL SECTION - ALLEY
4. LOCATION MAP

HIGHWAY STANDARDS

701006-05	701301-04	701501-06
701801-06	701901-08	

VARIOUS ROUTES

GROSS LENGTH = 6,690 Ft. (1.27 Miles)

NET LENGTH = 6,690 Ft. (1.27 Miles)

LOCATION OF SECTION INDICATED THUS: -

Call Before You Dig
JULIE ILLINOIS ONE-CALL SYSTEM
JOINT UTILITY LOCATING INFORMATION FOR EXCAVATORS
48 hours before you dig (EXCLUDING SAT., SUN. & HOL.)
811
Call: 811 OR 1-800-892-0123

PRINTED BY THE AUTHORITY OF THE STATE OF ILLINOIS

PASSED 07/15/2022

DISTRICT 3 ENGINEER OF LOCAL ROADS & STREETS

RELEASING FOR BID BASED ON LIMITED REVIEW 07/15/2022

SC

REGION 2 ENGINEER

PREPARED BY OR UNDER THE DIRECT SUPERVISION OF THE LA SALLE CITY ENGINEER:

BRIAN D. BROWN
062-048137
REGISTERED PROFESSIONAL ENGINEER
STATE OF ILLINOIS

DATED THIS 15TH DAY OF JULY, 2022

LICENSE EXPIRES: 11/30/23

CITY OF LA SALLE - 2022 RBI PROGRAM

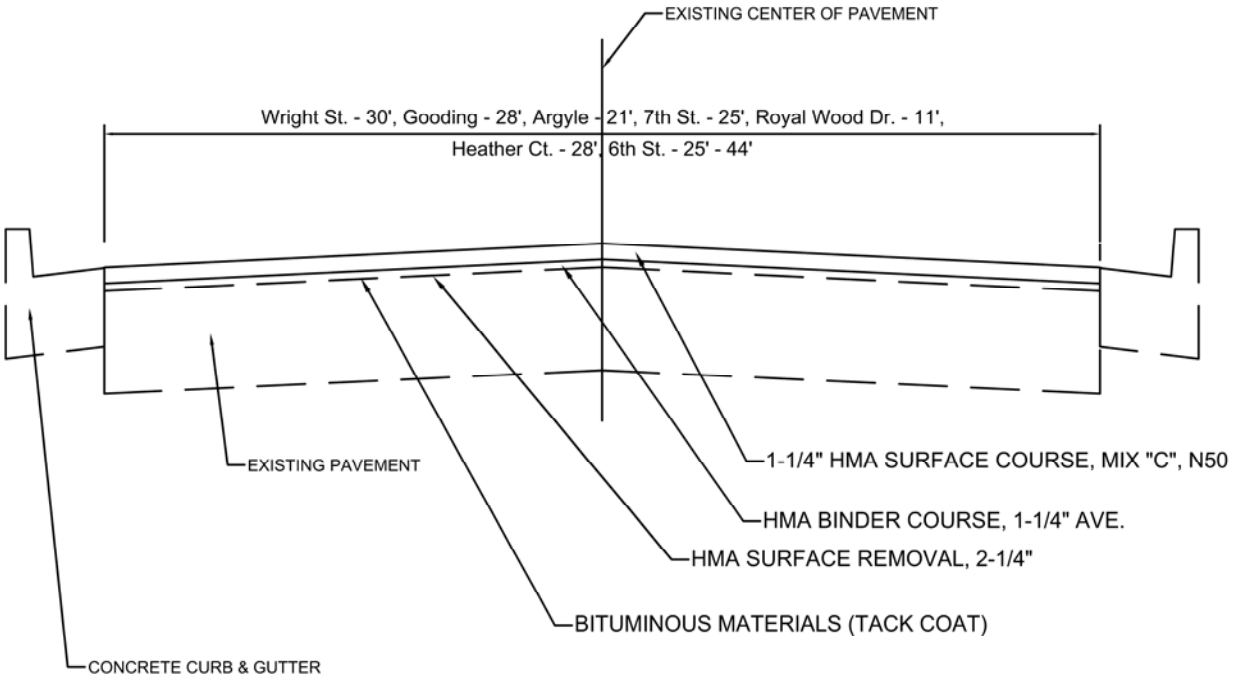

EXISTING AND PROPOSED TYPICAL SECTION

Wright St., 6th St., 7th St., Gooding St.,
Royal Wood Dr., Heather Ct., Argyle Rd.

CITY OF LA SALLE - 2022 RBI PROGRAM

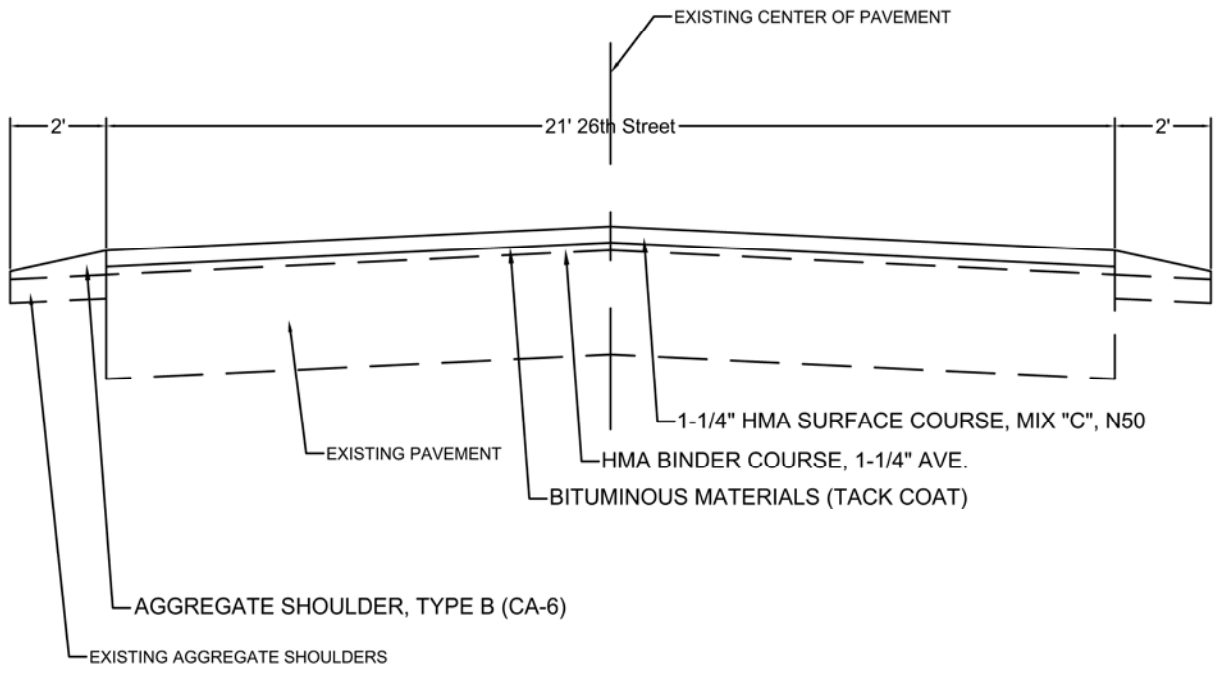

EXISTING AND PROPOSED TYPICAL SECTION

26th Street

CITY OF LA SALLE - 2022 RBI PROGRAM

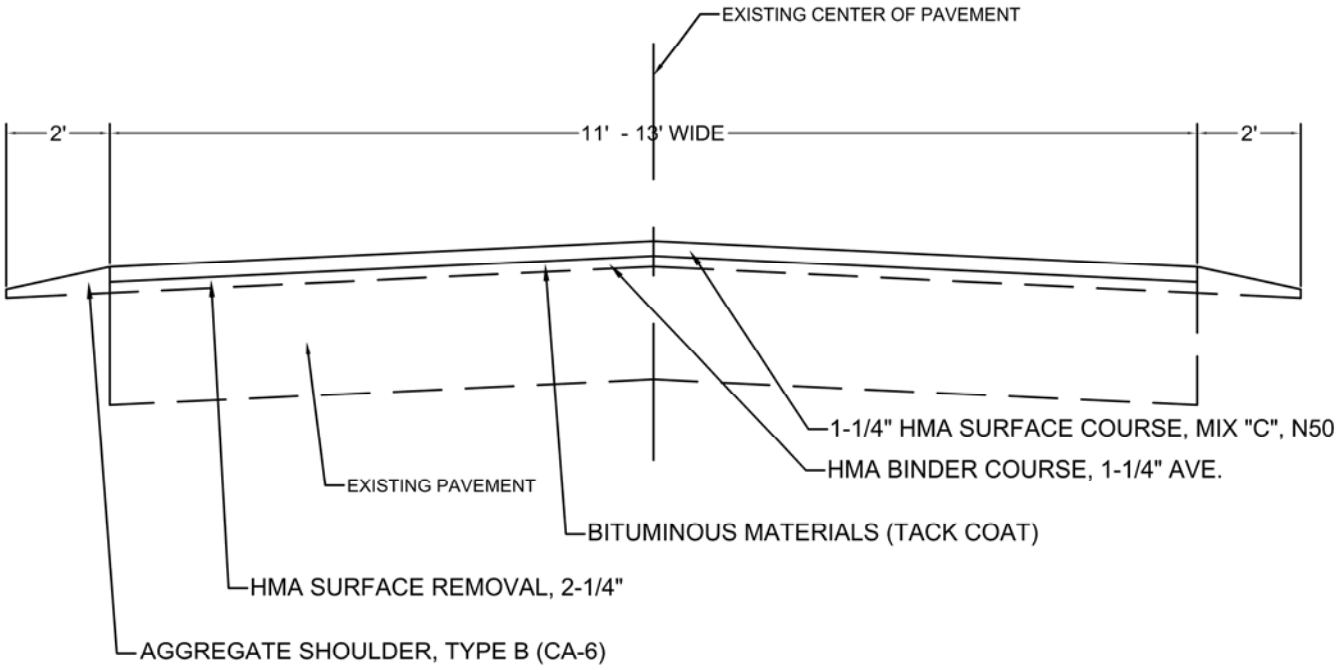

EXISTING AND PROPOSED ALLEY TYPICAL SECTION

North of 5th Crosat - LaHarpe & East of Charters Gunn Ave - Lindberg

N

0 1000' 2000'

LOCATION MAP

CITY OF LA SALLE - 2022 RBI PROGRAM

CITY OF LASALLE ESTABLISHED 1852